



Alaska

INSPIRATION GUIDE



LIKE WHAT YOU SEE?
Click here to order your
full-sized, printed guide
from blurb.com!

TABLE OF CONTENTS

03 WELCOME

04 15 FASCINATING ALASKA FACTS

06 QUICK GLANCE INFORMATION

08 GETTING TO KNOW ALASKA

10 Alaska Weather

11 Time Difference

13 A Timeline of Alaska

14 Native Alaskan Heritage

16 Totem Poles of Alaska

18 Map of Alaska

19 GEOGRAPHICAL REGIONS

20 Highlights of your Alaska Cruise

24 RELIGION IN ALASKA

25 Early Missionary Efforts

28 PREPARING FOR YOUR TRIP

31 Packing List

32 Using Your Mobile Phone

34 Money and Credit Cards

36 DEPARTING FOR ALASKA

38 Navigation Your Cruise Ship

40 Embarkation Day

42 Cruise Ship Staff

43 Onboard Services

44 Cruise Ship Food Experiences

46 Dining in Alaska

48 Travel Etiquette

50 Souvenir Shopping

52 Using Electronics

54 DISEMBARKATION

56 Government Websites

57 Popular Airlines





AMERICA'S LAST FRONTIER

A PRIMER FOR INSPIRATION TRAVELERS

A cruise to Alaska offers an unforgettable time of rejuvenation, unique fellowship and luxury, surrounded by the spectacular scenery of America's 49th state. We know you're excited, and hope you're already praying about our time together.

Preparing for your Alaska cruise is one of the main keys to enjoying it. This guide contains a wealth of information about your destination as well as answers to our passengers' most frequently asked questions. Please read carefully through the important details that follow so you can make the most of your travel experience. You'll find even more resources to help you plan at [inspirationcruises.com/resources/alaska](https://www.inspirationcruises.com/resources/alaska).

Your expedition to Alaska will be an adventure in every way—from the first-class service and amenities

of your gorgeous ship to the charming ports you'll visit in this vast American wilderness. You'll spend your days immersed in uplifting fellowship, prayer, learning, worship and in-depth Bible teaching. You'll have the chance to enjoy Alaska's unsurpassed wilderness while being surrounded by like-minded believers. Use this guide to familiarize yourself with the places and cultures we'll visit, and prepare your heart for what God has in store.

In the meantime, we're praying for you, too. A cruise to Alaska combines the refreshing benefits of travel with life-changing Christian renewal for an unforgettable spiritual encounter. *All aboard!*

Welcome to your upcoming Christian travel experience with Inspiration!





“WAQAA!”

native Yup'ik greeting

WELCOME TO ALASKA

You're about to discover one of the most awe-inspiring, untamed and majestic places on earth. And the mild summer months (when the sun lights the sky for three-quarters of the day) are the perfect time to do so.

Alaska became America's 49th state in 1959—close to 200 years after the first colonies began to form into the United States. But this expansive landmass doesn't lend itself to existing within borders. If superimposed atop a map of the United States, Alaska's framework (including its east-west stretching island chain) would span from Jacksonville, Florida to San Francisco, California. Along with its overwhelming size, Alaska is known for other extremes—arctic tundra, glacial mountains and being home to more wildlife than humans. From rugged coastline to famous snow-capped peaks, prepare to behold God's creation in all its natural glory.

Aláxsraq

“Alaska” comes from the Native Aleutian “aláxsraq” for “great land.” As you discover Alaska for yourself, you'll understand why Alaska Natives gave it this name, and why many residents refer to their home state as the “great land” to this day.



The design of Alaska's state flag is based on the drawing of a 13-year-old boy who entered it in a 1927 contest. Benny Benson was an Alaskan Native living at an orphanage in Seward at the time. It depicts the Big Dipper and Polaris (North Star) on a field of blue.





15 FASCINATING ALASKA FACTS

HOW MANY DO YOU KNOW?



Nº 1

Alaska was first discovered by outsiders in 1741, when Danish explorer Vitus Bering arrived from Siberia.

Nº 2

The first European settlement in Alaska was an outpost for fur traders and Russian whalers on Kodiak Island in 1784.



Nº 3

The U.S. bought Alaska from Russia in 1867 for two cents per acre. The total price tag was \$7.2 million — the going rate for a Beverly Hills mansion today!



Nº 4

Alaska's state motto is "North to the Future."




Nº 5

One third of all jobs in Alaska are in oil and gas, and all residents receive annual dividends from the industry.

Nº 6

The U.S. state of Rhode Island could fit into Alaska 425 times.





Nº 7

Nearly one-third of Alaska is within the Arctic Circle.

Nº 8

Alaska's massive seafood and fishing industries produce most of the salmon, crab, halibut and herring sold in the U.S.



Nº 10

Alaska's 6,600-mile coastline extends longer than the rest of the U.S., combined.

Nº 12

The Aurora Borealis (northern lights) is visible around 243 days a year in Fairbanks.



Nº 14

Anchorage is the largest city in Alaska, with a population of nearly 400,000 people.

Nº 9

The Klondike Gold Rush began in 1898 when gold was discovered in the inland Yukon River, then later at Nome and Fairbanks.



Nº 11

Notable Alaskans include Christian musician Lincoln Brewster (born in Fairbanks), singer/songwriter Jewel (born in Homer) and Major League Baseball pitcher Curt Schilling (born in Anchorage).



Nº 13

Of the 20 highest mountains in the U.S., 17 are in Alaska—including Mount McKinley (also known as Denali).

Nº 15

The state's official sport is dog mushing (also known as sled dog racing).





QUICK GLANCE INFORMATION

Alaska is the largest and one of the most unique states in the U.S., separated (like Hawaii) from the rest of the contiguous United States. Its geographical distance from “the lower 48” makes for an atmosphere that’s unlike any other within the U.S.

Located in the extreme northwest part of North America, the state’s boundaries include Canada to the east, the Arctic Ocean to the north, the Pacific Ocean to the west and south and Russia further west across the Bering Strait. Though largest in terms of land area, at about one person per square mile, it is by far the least densely populated U.S. state. If Manhattan shared Alaska’s people to land ratio, there would be 19 people living in New York, New York instead of 1.6 million.

Alaska is home to over half the glaciers in the world; along with three million lakes, 3,000 rivers and 17 of the 20 highest peaks in North America. This includes the tallest mountain on the continent, Denali. Formerly known as Mount McKinley, the name was changed back to the long-standing Native name (used locally) in 2015.

STATE FACTS

CAPITAL	JUNEAU
CURRENCY	U.S. DOLLAR (USD)
TOTAL LAND AREA	663,268 SQUARE MILES
POPULATION	738,432 (2015 ESTIMATE)
LANGUAGES	ENGLISH, NATIVE ESKIMO-ALEUT, NATIVE NA-DENE, SPANISH
RELIGION	EVANGELICAL PROTESTANT 14%, ROMAN CATHOLIC 7%, MAINLINE PROTESTANT 4%, MORMON 4%, MUSLIM 1%
ELECTRICITY	110-120V/50-60HZ
CALLING CODE	1
TIME ZONES	GMT -8 (ALASKA TIME ZONE), GMT -9 (WESTERN ALEUTIAN ISLANDS)
DRIVING	DRIVING IS ON THE RIGHT




Magnitude earthquake rocks south-central Alaska in 1964



Russia sold Alaska to the U.S. for 2 cents per acre



Population of Alaska (roughly equal to Columbus, Ohio)



**BEFORE THE
MOUNTAINS WERE
BORN...EVEN FROM
EVERLASTING TO
EVERLASTING, YOU
ARE GOD.**

- PSALM 90:2

GETTING TO KNOW ALASKA

Even though it's one of the 50 United States, much intrigue surrounds Alaska. Alaska is known to be a land of abundant natural resources with an economy dominated by the fishing, oil and natural gas industries. However, many aspects to this great land remain less widely understood.



Did you know ...

ONE IN FIVE ALASKANS IS A FIRST NATIONS MEMBER

Close to 20% of Alaska's population identify themselves as American Indian or Alaska Native—significantly higher in proportion than any other state. These indigenous people invite non-natives and tourists to take part in the many cultural festivals they hold annually in Alaska, which feature traditional dance, music and storytelling.

THE AMERICAN PUBLIC CONSIDERED THE PURCHASE OF ALASKA A MISTAKE

The transaction in which Secretary of State William Seward purchased the Alaskan territory from Russia came to be known as "Seward's folly." The colony was acquired at about two cents per acre yet went on to supply a significant portion of the oil produced in the U.S.

ALASKA SAW MILITARY COMBAT DURING THE SECOND WORLD WAR

The Aleutian Islands were home to the only WWII battle fought on American soil. The Japanese occupied this area for roughly a year at the start of the war before being driven out by allied forces.



For more info and stories on Alaska, visit our blog:

inspirationcruises.com/-/blog/tag/alaska/



CULTURAL OVERVIEW

For thousands of years, indigenous people groups lived in Alaska—long before the arrival of the Europeans in the 18th century. The Tlingit people lived in southeast Alaska, as did the Haida people. The seafaring Aleut people resided in the Aleutian Islands. The Yup'ik lived in southwest Alaska and the Gwich'in and Iñupiaq people lived in the far north.

Led by the Danish explorer Vitus Bering, European adventurers made their way to Alaska in the mid-1700s, settling first at Three Saints Bay in Kodiak and using it as a fur-trading base. Immigration from Europe grew as this became a major industry. Oil was discovered in Alaska in 1857 and gold in 1861, and six years later—in 1867—the United States purchased the territory from Russia. Fortune-seekers flooded the area over the next few decades, following one gold rush after another, as the U.S. government began working to improve the infrastructure. The U.S. officially incorporated Alaska as an organized territory in 1912. With the completion of the Yukon and White Pass railroads in 1923, Alaska became a major trade center and was granted U.S. statehood in 1959.



GEOGRAPHY

Covering 663,268 square miles, the geography and climate of Alaska are quite varied. Its geographic regions include South Central Alaska along the southern coast (Anchorage and most of the population are here); the heavily forested Alaska Panhandle—also known as the Inside Passage—is home to the capital city of Juneau, as well as cities like Sitka and Ketchikan; southwest Alaska along the Pacific Ocean and Bering Sea, known for its fishing, tundra and wet weather; the Alaska Interior, home to Fairbanks and large rivers like the Yukon, as well as Denali National Park; the northern Alaska Bush, home to isolated villages like Nome and Barrow; and the Aleutian Islands, which comprises more than 300 small volcanic islands stretching over 1,200 miles into the Pacific Ocean.

Alaska's terrain is teeming with wildlife, including caribou, black bears, grizzly bears, polar bears, moose, walrus and bald eagles. Its waters are some of the most prolific in the world, home to salmon, herring, orcas and humpback whales.

LANGUAGES

The vast majority of Alaskans speak only English. The remaining 15% include many indigenous groups who still live in Alaska and speak one of the state's 22 native languages. Here are a few native greetings in the tribal languages of Alaska:

AHTNA	NTS'E DIT'AE? (pronounced "nn-tseh dit-aah")
ALEUT	AANG! "ahng"
IÑUPIAQ	PABLAN! "pah-blahn"
GWICH'IN	DRIN GWIINZII! "drin gween-zee"
HAIDA	SÁN UU DÁNG GÍDANG? "sahn oo dahng gee-dahng"
KOYUKON	DZAAANH NEZONH! "jonn neh-zoon"
TANANA	DO'EENT'AA? "doh-aint-ah"
TANACROSS	NTS'É T'ÍNT'EH? "nn-tsay teen-tay"
TLINGIT	WÁA SÁ I YATEE? "wah sah ee yah-tee"
YUP'IK	WAQAA! "wah-kaw"

As is the case throughout North America, the place names of towns and villages in Alaska hail from Native American vocabulary. Additionally, some Native words have made their way into modern English. So, you've already spoken a word or two of Native Alaskan dialect without even knowing it!

MUKLUK	HIGH, SOFT BOOTS
PARKA	HOODED WINDPROOF JACKET
ANORAK	HOODED WATERPROOF COAT
IGLOO	DOME-SHAPED DWELLING MADE OF ICE BLOCKS
KAYAK	A LIGHTFRAME CANOE
NANOOK	A MYTHOLOGICAL POLAR BEAR





ALASKA WEATHER

Alaska's weather can be unpredictable and varies throughout its immense landmass. Much of its interior is subarctic, where summer temperatures can break into the 90s and fall to -60 in the winter. The climate of its coastal cities—where Alaska cruises stop—is milder than one might expect based on its proximity to the ocean. Ports like Juneau have milder winters and wet, warm summers. During the cruise season, the months of June, July and August will have high temperatures in the 50s, 60s or 70s, with occasional rain. Many of these areas are home to temperate rainforests with annual precipitation above 55 inches.

Even on warm summer days, cruising near one of Alaska's massive glaciers can get very chilly. We suggest dressing in layers of clothing in order to adapt easily to changing weather conditions.

KETCHIKAN, ALASKA			
MONTH	AVG. HIGH	AVG. LOW	AVG. PRECIPITATION
JANUARY	38°	29°	13.8"
FEBRUARY	41°	31°	12.7"
MARCH	44°	33°	11.3"
APRIL	49°	37°	11.2"
MAY	55°	42°	9.3"
JUNE	60°	47°	7.4"
JULY	64°	51°	7.4"
AUGUST	64°	52°	10.8"
SEPTEMBER	59°	47°	14.2"
OCTOBER	51°	41°	22.2"
NOVEMBER	44°	34°	17.3"
DECEMBER	40°	31°	15.7"

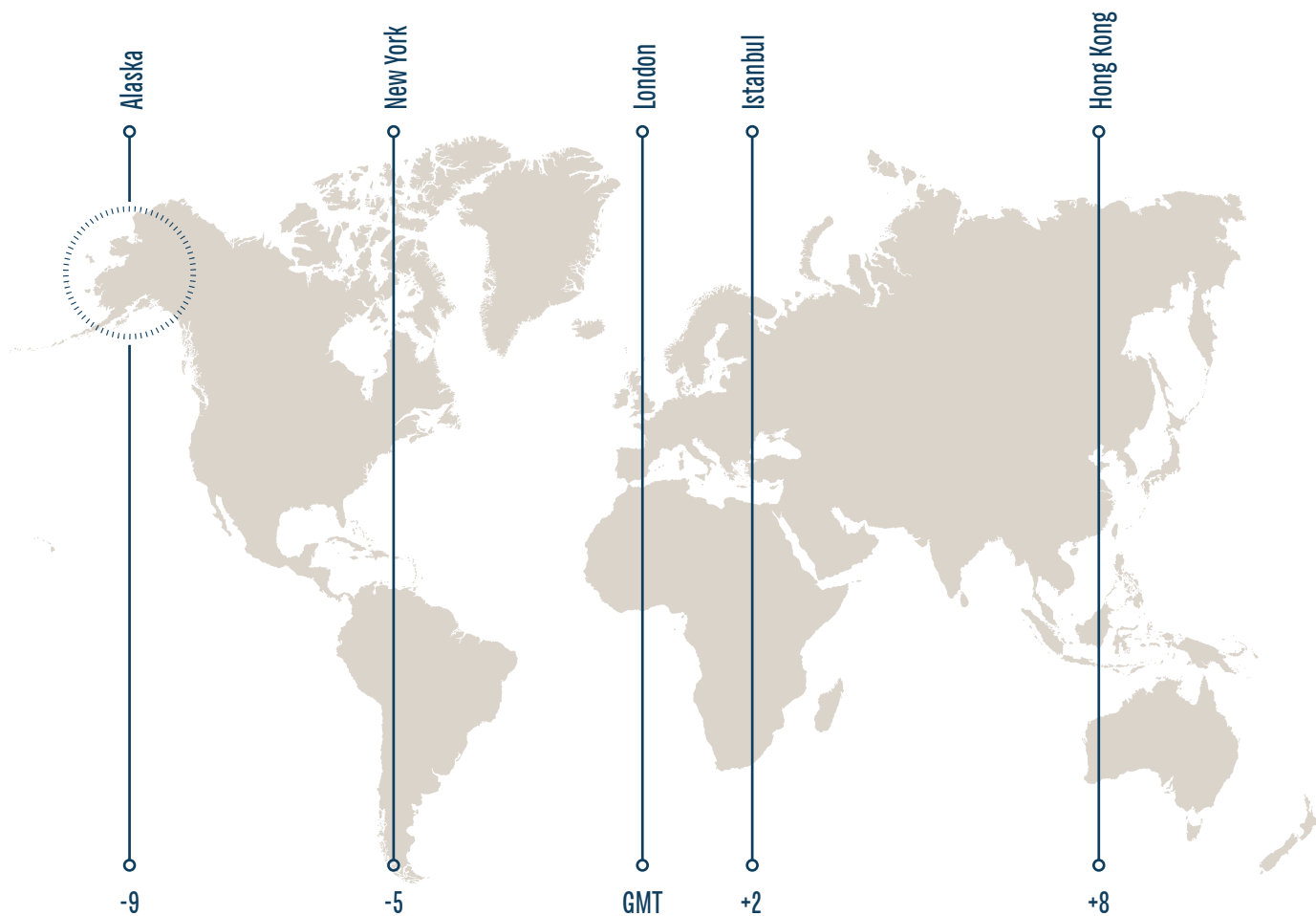
JUNEAU, ALASKA			
MONTH	AVG. HIGH	AVG. LOW	AVG. PRECIPITATION
JANUARY	33°	24°	5.4"
FEBRUARY	35°	25°	4.1"
MARCH	40°	28°	3.8"
APRIL	48°	33°	2.9"
MAY	57°	41°	3.4"
JUNE	62°	47°	3.2"
JULY	64°	50°	4.6"
AUGUST	63°	49°	5.7"
SEPTEMBER	56°	44°	8.6"
OCTOBER	47°	38°	8.6"
NOVEMBER	38°	29°	6.0"
DECEMBER	34°	26°	5.8"




TIME DIFFERENCE

The Alaska Time Zone observes standard time by subtracting nine hours from Greenwich Mean Time (GMT-9), which is one hour earlier than Pacific Time Zone. During daylight saving time, its time offset is eight hours (GMT-8). Depending on when you travel, your Alaska cruise will alternate between the Pacific and Alaska Time Zones—especially for cruises that originate in Seattle or Vancouver. Read your daily bulletin for information on time differences, and be sure to synchronize your watch with the ship's time.

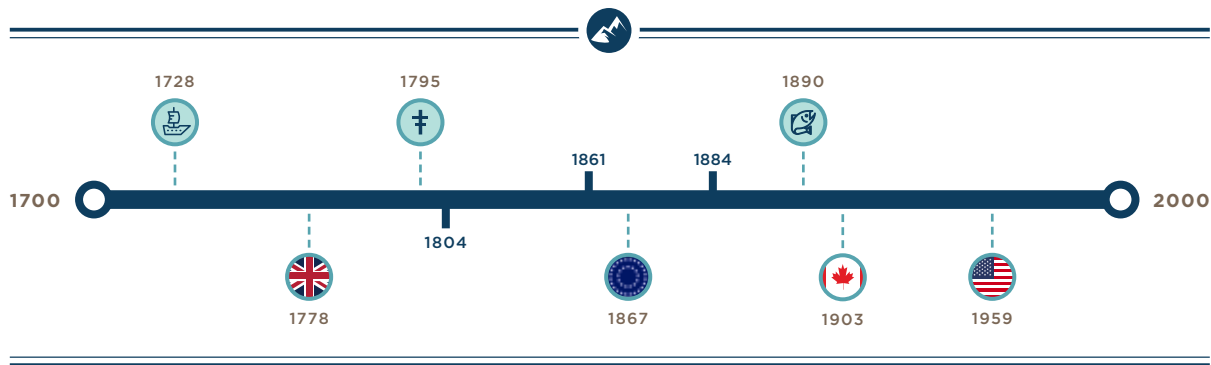
-9 Number of hours west of GMT Alaska falls on the map





*The light in
Alaska in particular
is so beautiful. So
beautiful! Such
incredible light.*

—SEBASTIÃO SALGADO
WORLD-RENOWNED NATURE
PHOTOGRAPHER



A Timeline of Alaska

Alaska has been a U.S. state for little more than half a century. Before this momentous step, Native, European and American immigrants contributed to its colorful and fast-paced history. From gold rush glory to the struggle of natives to maintain rights to their homeland, Alaska has meant much to many. Today, Alaska remains a melting pot of the many cultural influences which have shaped its societal makeup.

FROM RUSSIAN EXPLORATION TO U.S. STATEHOOD

- 1728 Vitus Bering sets sail from Siberia through what will become the Bering Strait
- 1778 British Captain James Cook explores the Arctic Ocean in search of Northwest Passage
- 1795 The first Russian Orthodox Church is established in Kodiak
- 1804 The Battle of Sitka is fought between natives and European settlers
- 1861 Gold is discovered in the Stikine River
- 1867 The United States ends a century of Russian occupation when it purchases Alaska
- 1884 First tourists are brought to Alaska by the Pacific Coast Steamship Company
- 1890 Mass-scale corporate salmon canneries begin operation
- 1896 Alaska's first oil claims are filed following discovery of oil in the Cook Inlet
- 1898 The three-year Klondike Gold Rush begins in the nearby Yukon territory of Canada
- 1900 The capital of Alaska is moved from Sitka to Juneau
- 1902 Tongass National Forest is established by President Theodore Roosevelt
- 1903 A land dispute is decided, establishing the border between Alaska and Canada
- 1912 After being heavily populated by prospectors, Alaska is granted territorial status by the U.S.
- 1924 Native Alaskans receive U.S. citizenship
- 1940 The Anchorage area becomes home to a U.S. army base and airfield
- 1959 President Dwight Eisenhower officially makes Alaska the 49th state of the U.S.





NATIVE ALASKAN HERITAGE

One of the most notable features of Alaskan culture is its rich Native heritage. At every turn, you'll encounter reminders of Alaska's original residents, who still actively shape its future today. Many of these First Nations people welcome the summer influx of tourists as a way to communicate their values and connection to the land. There are numerous tribal festivals held during this time that celebrate Native culture. Traditional dance, craft-making, specialty foods, games and storytelling are all on the docket, and visitors are always most welcome.



of Natives' diets consist of subsistence foods



of Alaska belongs to Natives



Anchorage is home to more Natives than any other U.S. city



A PROUD POPULATION

As you explore this fascinating region, you'll hear the term "Alaska Native." This describes the indigenous groups who migrated to the landmass now known as Alaska thousands of years ago from across the Bering Strait. Among them are tribes including the Haida, Tlingit, Eskimo, Yup'ik, Eyak, Iñupiaq and Tsimshian.

Despite being the least densely populated state in the U.S., Alaska is home to more Native Americans than any other state. Compared to just 2% in the rest of the nation, approximately 20% of Alaska's population is Native American or Alaskan Native. A large portion of the Native population lives in small, federally recognized Native villages, enjoying a way of life similar to that of their ancestors. Some practice what would be termed by Westerners as "subsistence living," although this traditional hunting and gathering lifestyle is, to them, simply known as "living."

One must be wise in knowing what to prepare for and equally wise in being prepared for the unknowable.

—YUP'IK PROVERB



***We need the tonic
of wilderness.***

—HENRY DAVID THOREAU
19TH CENTURY
AMERICAN NATURALIST



TOTEM POLES OF ALASKA

Taking in the wonders of coastal Alaska means encountering marine life, lush forests and immense glaciers. But this exquisite region is also home to a unique symbol of North American history—the totem pole. Newcomers are able to glimpse into centuries past by studying authentic replicas of tribal columns dotting the villages of southern Alaska.



The craft ceased for half a century and revived in the 1950s



The tallest sanctioned pole (Kake, AK) is 132 ft tall



A totem pole takes an average of nine months to carve



While it is sometimes possible to identify different animals, such as bears, ravens, eagles, it is not possible to interpret what the pole really means without knowing the history of the pole and the family who owns it.



A PACIFIC TRADITION

Although totem poles are associated with Native American culture at large, they truly belong to just a few tribes along the coast of Southeast Alaska and the Canadian border. These towering landmarks tell the story of the area's first residents. Contrary to popular belief, totem poles didn't play a role in the spiritual life of First Nations peoples. Rather, they served to commemorate momentous occasions such as an important marriage or the death of a tribal leader. They also illustrated the oral traditions considered central to cultural identity.

Because the process of making a totem pole was so labor-intensive and could take many months to complete, only a wealthy or prestigious person could afford one. Even today, enthusiasts will pay close to \$10,000 to own an authentic totem pole, carved and painted by hand. Before European settlers introduced iron tools, Native Americans used shell, bone, antlers and beaver teeth to shape the soft wood of tall Western Red Cedars into these iconic sculptures. Although it's rare for totem poles to last through more than a century of wet, Alaskan winters, the artform lives on with new columns erected year by year, which honor the history of Native culture.



1

KETCHIKAN


The 55-foot Chief Johnson Totem Pole at the mouth of Ketchikan Creek tells the legend of the mythological creation of salmon.



2

JUNEAU

Those who take the famous Mount Roberts tramway to the summit will be greeted by this trailside carving by local Tlingit natives.



3

SITKA

In Sitka National Historical Park, get to know the Holding Hands Centennial Totem Pole, made by a team of carvers from four area tribes.



4

SKAGWAY

This quaint museum in downtown Skagway gives the village's history and lets the viewer examine masterful native carvings up close.

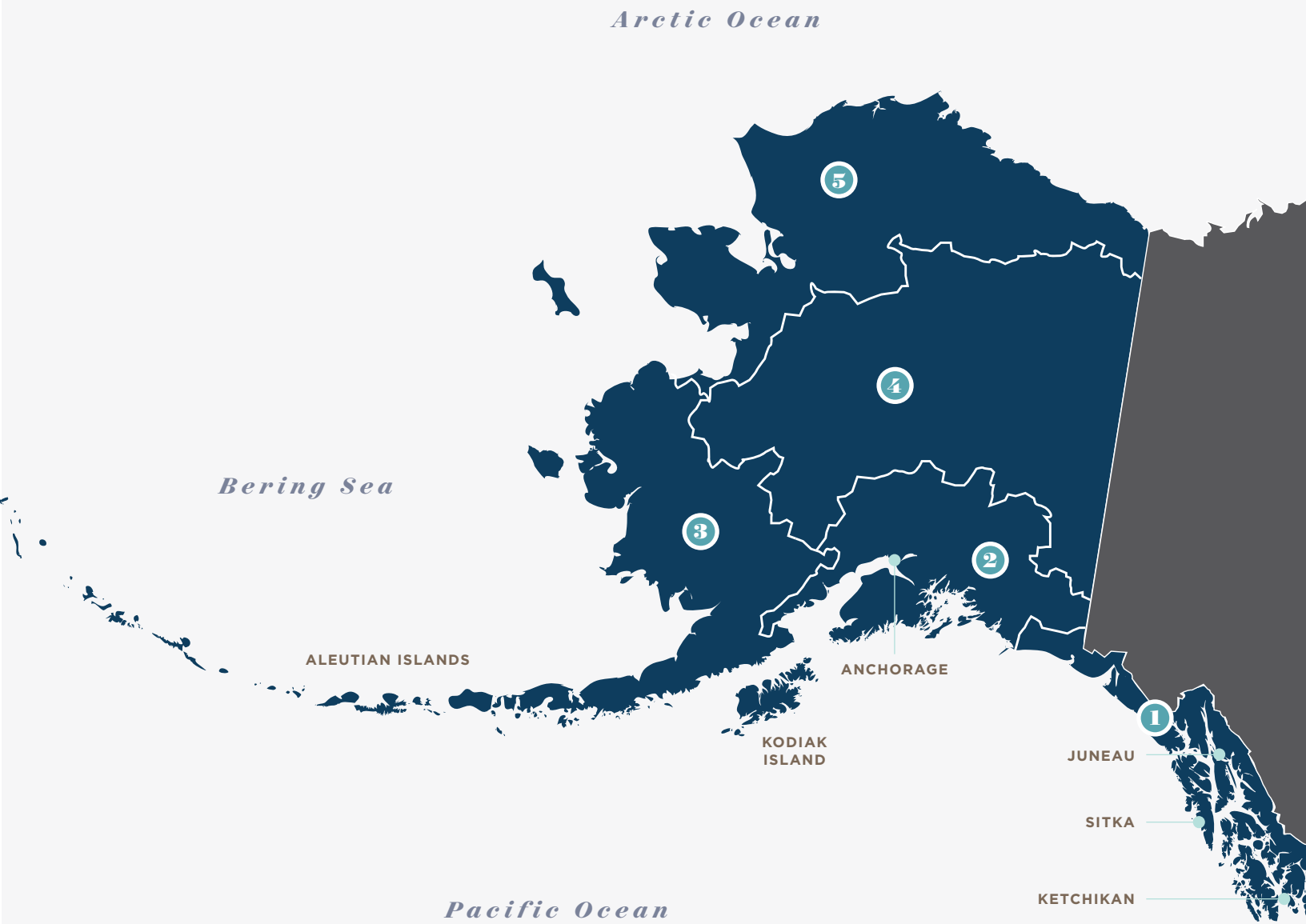


5

KETCHIKAN

25 authentic replicas stand at the Saxman Village Totem Park (the most ever in one location). This is partly why Ketchikan is known as the totem pole capital of the world.





Alaska

- 1 SOUTHEAST PANHANDLE
- 2 SOUTHCENTRAL ALASKA
- 3 WESTERN ALASKA
- 4 THE INTERIOR
- 5 ARCTIC ALASKA



GEOGRAPHICAL REGIONS

The geography and climate of Alaska vary greatly as you move north to south. Although much of the state is covered in snow and ice, other areas are more temperate and lush with green foliage. Alaska is known for breathtaking beauty, ranging from Pacific seascapes to celestial mountains. Rivers, islands, forests, glaciers, volcanoes and Arctic tundra make up this vast territory.

The largest of the 50 United States, at 570,380 square miles, Alaska is larger than all but 16 sovereign nations. Approximately 500 miles of Canada separate Alaska from its nearest U.S. relative, Washington. Because of the rugged mountain terrain, dense forest and abundance of islands, many areas have no outside road access, which means they're only accessible by sea or air.



The largest of the 50 United States, at 570,380 square miles, Alaska is larger than all but 16 sovereign nations.



THE FIVE LAND AREAS OF ALASKA

1 | Southeast Panhandle Most of what you will see on your cruise is considered the Alaska Panhandle, or Southeast Alaska. This vibrant green coastland houses the Tongass National Forest, the largest temperate rainforest in the world. The Panhandle is distinct from the snow-laden north and is home to the capital city of Juneau. It sustains much of Alaska's thriving summer tourism industry.

2 | Southcentral Alaska is the southern coastal region and home to most of the state's population, including cities such as Anchorage, Palmer and Wasilla. It's known for its subarctic climate and for being shaped by six mountain ranges.

3 | Western Alaska, full of Arctic tundra and shorelines, is bordered by the Pacific Ocean and the Bering Sea, and plays a vital role in the fishing industry. It also includes the Alaska Peninsula and Aleutian Island chain. These distant islands are home to many active volcanoes, such as Mount Shishaldin.

4 | The Interior is known for its large braided rivers such as the Yukon and Kuskokwim. It is the largest region within Alaska and is mostly wilderness. Much of the interior would be considered part of the Alaska Bush—remote parts of the state not accessible by the main road network or ferry system. The city of Fairbanks lies in this area.

5 | Arctic Alaska is home to many native villages as well as towns like Nome, Bethel and Barrow, the northernmost town in the country. Alaska's northeast wilderness is known as the Arctic. Much of this icy territory is protected by the Arctic National Wildlife Refuge and the National Petroleum Reserve, which covers 23 million acres.



HIGHLIGHTS OF YOUR ALASKA CRUISE

Your cruise to Alaska will be full of memorable experiences ... catching an early morning sunrise, finding the perfect keepsake from a frontier town, and glimpsing marine life you never thought you'd see. Discovering and savoring these moments will provide you with joy as well as lasting memories.

Along with personal highlights, there are many known experiences we can count on our passengers enjoying at specific points along their travel route. The geographic locations you'll visit are full of unique offerings. We know you'll want to make the most of your time in this coastal region, so we've compiled overviews and specific highlights about each place you might go. As you read over the following pages, be sure to make a mental note of what peaks your interest and prepare accordingly.

13

A 13-year-old boy designed Alaska's state flag.

138.25lb

The world's heaviest cabbage was grown in Alaska.

<50

Alaska is less than 50 miles from Russia.



1 KETCHIKAN

This rustic frontier town is unlike any other. Part of Ketchikan is built directly over the water! As you stroll the colorful storefronts of the historic Creek Street boardwalk, you'll notice the green backdrop of the Tongass National Forest behind you—the largest temperate rainforest in the world. With plenty of totem poles, Native-made crafts and salmon fishing lore, Ketchikan proves to be one of the most memorable stops on an Alaska cruise.

Top Things to do in Ketchikan

- Take a vertical tram ride up Cape Fox Hill
- Cheer and shout at the Great Alaskan Lumberjack Show
- Enjoy the Old West charm of the Creek Street Historical Museum
- Indulge your sweet tooth at KetchiCandies



2 SKAGWAY

This formerly lawless outpost was once the gateway to the Klondike Gold Rush of 1898. This classic spot still pays homage to its past, and is a great place to appreciate the history as well as the beauty of the area. Take a stroll through town, pan for gold and imagine what it would have been like to live through the Alaskan Gold Rush. For those more adventurous spirits, Skagway offers an array of outdoor experiences like ziplining down Grizzly Falls or racing across the tundra with a sled dog.

Top Things to do in Skagway

- Stroll the charming wooden sidewalks shopping for crafts made in Alaska
- Take a step back in time at the Klondike Gold Rush National Historical Park
- Take an exhilarating ride with Sled Dog Adventures
- Experience gold rush territory on horseback, just like the pioneers did



3 JUNEAU

Sometimes called America's most beautiful capital city, Juneau is home to magnificent glaciers and icefields and offers some of the best wildlife viewing in the world. Home to bears (approximately one per square mile!), marine mammals, eagles, salmon and even goats, there are plenty of opportunities to get close to nature. The vast Juneau icefields offer unforgettable views from the sky as you fly over in a floatplane.

Top Things to do in Juneau

- Experience "flightseeing" over the 1,500-square-mile icefields
- Hike Mount Roberts (or take the famous tramway)
- Go whale watching while sipping hot chocolate
- Admire the majestic beauty of Mendenhall Glacier



HIGHLIGHTS OF YOUR ALASKA CRUISE



1 SITKA

Often regarded as Alaska's most beautiful seaside town, Sitka beckons nature lovers with its lush and austere natural beauty. With island-studded waters and towering trees that reach the water's edge, there is so much of God's outstanding creativity to enjoy. Sitka also possesses the unique character of a place settled long before Europeans discovered it. The influence and culture of the Tlingit tribe can still be deeply felt.

Top Things to do in Sitka

- Be transported to the Russian colonial era in the historic Bishop's House
- Stop by the Southeast Cultural Center's native arts workshop and chat with artisans
- Get up close with bald eagles, hawks and owls at the renowned Raptor Center
- Charter your own salmon fishing excursion



5 INSIDE PASSAGE

Explore the breathtaking waterways, dense forests, towering mountains, cascading waterfalls and awe-inspiring glaciers on Alaska's Pacific Coast. This passage is protected from choppy ocean currents and includes some of the most majestic vistas you will see on your cruise. Teeming with wildlife, these waters are home to whales, porpoises, sea lions and schools of fish. The Inside Passage, for many, is the most treasured part of their cruise.

Top Things to do in the Inside Passage

- View humpback whales and orcas in Juneau Harbor
- Kayak the waters of Misty Fjords National Monument near Ketchikan
- Photograph bald eagles and brown bears on a nature tour of Sitka
- Tour the awe-inspiring lakes and mountains of the Yukon from Skagway



6 GLACIERS

Get an unprecedented view of Glacier Bay, Margerie Glacier or the Sawyer Glaciers along the Tracy Arm Fjord. As your ship glides past these vast walls of ancient ice, watch for calving—dramatic splintering as huge icebergs break off and drop into the water. From sea to summit, glaciers provide some of the most spectacular scenery on the planet. What’s nearly as breathtaking as the glaciers are the giant outcroppings and granite walls exposed as the massive sheets of ice recede.

Tips for Viewing Glaciers

- Note the time your ship will be approaching glaciers so you don't miss anything
- Find a good spot on the ship's deck and prepare to reposition as the ship rotates
- Dress in layers—it can get cool even in the summer
- Consider bringing binoculars for an even closer view of potential wildlife



7 VICTORIA, BRITISH COLUMBIA

This island city boasts the mildest climate in Canada and stays green and inviting year round. Stroll through the charming downtown of this very British city (with its double-decker buses and turreted castle) or discover the gorgeous botanicals at Butchart Gardens. The juxtaposition of old world charm and architecture in a small urban city makes Victoria one of the most unique places in all of Canada and the number one tourist destination in the country.

Top Things to do in Victoria

- Visit Inner Harbor to enjoy the many street performers
- Discover the extraordinary plants and animals at Butchart Gardens
- Stroll through the charming downtown or ride a double-decker bus
- Explore castles such as Craigdarroch Castle Historic House Museum





RELIGION IN ALASKA

Christianity is the predominant faith in Alaska, though in terms of church attendance, Alaska is one of the least religious states in the U.S. Religious pluralism plays a large role, as most of Alaska's residents arrived from another country or state seeking freedom, independence and proximity to nature. These values often compete against adherence to organized religion.

While some church denominations have begun to see increasing numbers in Alaska, nearly half of Alaskans say they seldom or never attend worship services. A full quarter of Alaskan residents describe their religion as atheist, agnostic or nothing, compared to 16% of adults in the rest of the United States. Though religion plays a less influential role in their lives, Alaska is overall a politically conservative state with strong libertarian tendencies. While half of all registered voters claim to be unaffiliated with a political party, at least four of ten Alaskans say they lean toward the Republican Party.

The coast of southern Alaska is dotted with Russian Orthodox churches featuring the classic onion dome top. The bulbous tip is thought to symbolize a burning candle.



THE RUSSIAN ORTHODOX CHURCH IN ALASKA

Most of Russia's colonization of Alaska has been largely erased from its contemporary culture. What remains is the influence of Russian Orthodox Christianity. An unmistakable illustration of this lies in the Russian-style chapels common throughout the state's southern coastline. The Church of the Holy Ascension, located on one of Alaska's westernmost islands, is one of the oldest churches in the state.

Fur traders originally brought their Russian faith to the Aleutian Islands in the mid-1700s. Toward the end of this era, and in conjunction with the first permanent settlement on the islands (in Three Saints Bay), a more formal missionary effort commenced. This liturgical Christian tradition from mainland Russia spread throughout the islands and became enmeshed with Native spirituality.

The evangelization was well received, particularly by such tribes as the Aleuts and Eskimos. Missionaries followed the guideline of voluntary conversion. Even after the majority of ethnic Russians (including clergy) withdrew from the region when it was acquired by the U.S., the religion thrived. More than 10,000 Native Christians drew on lay leadership to keep parish schools and chapels open. The orphanages were run and pulpits filled by indigenous Believers. Even today, the Aleutian people and other Natives are still strongly Orthodox.



EARLY MISSIONARY EFFORTS



MORAVIAN MISSIONS

The Moravians, originally from Germany, became known the world over for their commitment to spreading the Gospel. Some even sold

themselves into slavery as a way to reach the oppressed who might otherwise never hear. The Moravians began their ministry in Alaska in 1885, holding their first worship service along the Kuskokwim River. Within a few years they had Native Alaskans partnering with them to further the Gospel.

These humble pioneers established their first Mission at the northern Eskimo outpost of Mumtrekhtagamute. On the day of their journey when the village finally came into view, the Scripture reading was Genesis 35:1, “And God said unto Jacob, Arise, go up to Bethel, and dwell there: and make there an altar unto God...” The Moravians came to call the village “Bethel”, now its official name.

Rev. John Kilbuck was perhaps the most influential missionary during those early years. A Native American himself (of the Lenape tribe), he quickly learned the Yup’ik language and established it as the official language of the Moravian Church in Alaska, which still holds true today.

I have become all things to all people so that by all possible means I might save some.

—1 Corinthians 9:22



IÑUPIAQ REVIVAL

In the space of 20 years, the Inupiat Eskimos went from being entirely non-Christian to almost exclusively so. The groundwork for this amazing

turnabout came after years of practical outreach (by everyone from Presbyterians to Congregationalists to Episcopalians) to this indigenous people group. For instance, when the Inupiat received medical aid that cured their concerns in ways witchdoctors never could, they were more open to Christianity.

One of these original missionaries was a young man named Alex Karlson, who traveled to Alaska from California. In 1888, while in Unalakleet, he saved the life of a teenage Inupiat boy named Uyaraq (“Rock”). Uyaraq quickly learned English and went on to become Karlson’s sled-driver and interpreter, and eventually his first Native convert.

Karlson and Uyaraq spent the coming years traveling throughout the surrounding towns spreading the Gospel. Salvations were slow at first. Around the turn of the century, Uyaraq teamed up with Quaker missionaries to start a community of Inupiat Christians. It was this community of Native Christians that would go on to evangelize the rest of the region. Most Inupiat who became Christians were converted by one of their own.

[A]nd you will be my witnesses in Jerusalem, and in all Judea and Samaria, and to the ends of the earth.

—Acts 1:8





THE MUSHING PARSON

In 1878, young Samuel Hall Young arrived in Alaska's Fort Wrangell, a U.S. Army post, as the first Protestant missionary to Alaska. Recently graduated from Western Theological Seminary in Pennsylvania, he had been ordained by the Presbyterian Church. Over the next ten years, Rev. Young established a number of missions in southeast Alaska with the goal of evangelizing the Tlingit people. During this time, Young became friends with naturalist John Muir, who visited Alaska in 1879. Young accompanied Muir on many of the explorer's expeditions throughout the area, and was with Muir upon the discovery of Glacier Bay.

By the time gold was found in Klondike, Young had become a well-respected figure throughout the region. In fact, upon taking office in 1897, President William McKinley was considering the appointment of Rev. Young as governor of the territory. But Young was moved by the masses of prospectors arriving in Skagway. Leaving Wrangell, he traveled over the treacherous Chilkoot Pass and down the Yukon River to minister to these lawless men. In 1898, he organized a church in Dawson City. In the following years, he helped establish missions in other settlements along the Yukon.

Over the next decade, Young traveled by dog team to and from the many churches he'd established, gaining a reputation as "The Mushing Parson." In 1924, the Presbyterian Church named him superintendent of Alaska missions. His popular autobiography, *Hall Young of Alaska: The Mushing Parson* was published after his death in 1927, and Alaska's Mount Young and Glacier Bay's Young Island owe their names to this adventurous man of faith.

For the Son of Man came to seek and to save the lost.

—*Luke 19:10*



CATHOLIC CONVERSIONS

Prior to the purchase of Alaska by the United States, no Catholic priest had ever ventured into Alaskan territory. In 1872, Francis Mercier, chief agent of the Alaska Commercial Company at Nuklukhoyit, requested to have Catholic missionaries come. That spring, Bishop Clut, along with Father Lecorre and an Indian interpreter named Silvain, sailed down the Yukon River to Nuklukhoyit, where they met with Natives from the Tanana and Koyukuk districts. From there they continued downriver, instructing Eskimos and baptizing their children.

Father Althoff and Father Heynen pioneered the Catholic Church in southeastern Alaska, ministering in Juneau, Sitka and the surrounding areas. They lived in a primitive log cabin, preaching the Gospel to the Tlingit and any other people they came across.



VISIT THE CROSS

When visiting Juneau, you can take the tramway to the top of Mount Roberts, where there are many hiking trails such as the Alpine Loop Trail. A half-mile hike from there will take you to Father Brown's Cross, which was erected in the early 1900s by a Catholic priest known as Father Brown (although the original cross has been replaced several times).

Father Edward Howard Brown was born in Baltimore and entered the Jesuit Order at age 19. He arrived in Juneau in 1904, where he was involved in outreach and taught at a school for Native children. His cross stands today as a reminder of the men and women who laid the foundation of bringing the Word of God to the people of Alaska.

For the message of the cross is foolishness to those who are perishing, but to us who are being saved, it is the power of God.

—*I Corinthians 1:18*



**THEN SINGS MY SOUL
MY SAVIOUR GOD TO THEE;
HOW GREAT THOU ART
HOW GREAT THOU ART!**

**19TH CENTURY HYMN
BY CARL GUSTAV BOBERG**

PREPARING FOR YOUR TRIP



We still strongly suggest you protect your travel investment with more comprehensive trip cancellation and trip interruption coverage for unforeseen circumstances.



BEFORE YOU GO


It is **extremely important** that you verify the information on your invoice. Carefully check that:

- The name on your invoice is your **legal name as it appears on your passport or government-issued identification** and it is spelled correctly. The name on your I.D. and your cruise reservation must match exactly (no added hyphens, etc.). Likewise, if you're booking airline tickets through Inspiration, we will use the name on your invoice to make your flight reservation.
- The address on your invoice is correct and complete, including apartment numbers and postal code.

Cruise documents will be made available to you online. Approximately 30 days prior to the cruise departure date we will send you an email, along with a link to the cruise line online check-in page, where you can complete your immigration information and print your cruise documents.

TRAVEL INSURANCE INFORMATION

One of the benefits of traveling with Inspiration Cruises & Tours is that we have already included a complimentary Post-Departure Insurance Package with your reservation (for citizens or residents of the U.S and Canada). This is limited coverage that begins after you depart for your trip, which includes trip delay, baggage loss or delay, emergency medical expenses and emergency evacuation/repatriation. **For more extensive coverage (including coverage before departure), we strongly suggest you protect your travel investment with comprehensive trip cancellation and trip interruption coverage for unforeseen circumstances.**



Many insurance packages require purchasing within 14 days of the date the travel was booked to guarantee coverage. If you have not purchased travel insurance, or if you are interested in additional coverage, you can download a brochure on our preferred travel insurance company travelexinsurance.com or contact your local insurance agent. You must contact an insurance company directly regarding rates and coverage.

PASSPORT & VISA

Depending on your itinerary and cruise line, you will most likely depart for Alaska from one of two cities: Seattle or Vancouver. (Some cruises leave from Anchorage on occasion.)

Proof of citizenship is required for all passengers, and passports are best for traveling outside the U.S. **We strongly recommend that you travel with a passport** (which must be valid for at least six months beyond completion of travel). The full name on your invoice must match the full legal name on your passport or other government-issued photo identification. Please notify us immediately if this is not the case. You may be required to present a passport when you dock at a foreign port. The government of each port has the authority to deny you entry into their country without a valid passport. Also, having a U.S. passport will enable you to fly from the U.S. to a foreign port in the event you miss your scheduled embarkation, or to fly back to the U.S. if you need to disembark the ship mid-cruise due to an emergency.

If you are traveling on a “closed-loop cruise” (that begins and ends at the same port in the U.S.), U.S. citizens will be able to enter or depart the country with one of the following options: (1) a valid U.S. passport or (2) a certified copy of your birth certificate and government issued photo

identification. Though again, **we strongly recommend all passengers travel with a valid passport**. You can find more information at travel.state.gov.

Because Vancouver is in British Columbia, Canada, all passengers on cruises beginning here must travel with their passport.

Visas are not required for U.S. citizens traveling into or through Canada.

All non-citizens of the U.S. must have passports, visas and other documentation normally required for entry into the country. It is important that you contact the consulate of your citizenship regarding the required documentation for the cruise.

VACCINATIONS

Inoculations are not required for U.S. or Canadian citizens when traveling to Alaska and Canada. If you are from outside the U.S. or Canada, you will need to check with your consulate regarding travel requirements and obtain all necessary documents for traveling to both the U.S. and Canada.

CONFERENCE SCHEDULE

Around 30 days prior to the cruise, we will send you an email with a link to download your cruise documents along with a tentative schedule of the Inspiration conference events on board. This gives a first look at the activities planned for your cruise. The final schedule of events will be in your conference book, which will be provided in your cabin once on the ship. Please understand that, throughout the cruise, all ports of call, artists, speakers and/or schedules are subject to change.





PREPARING FOR YOUR TRIP CON'T



CELEBRATIONS

Are you celebrating a special event while on board? If so, let us know. We love being aware of anniversaries, birthdays, etc. Depending on the cruise line, we can sometimes arrange a way of recognizing this for you. There are also items, such as flowers and cakes, available for purchase to commemorate special events.

DINING DRESS CODE

The dress advised for cruise dining is classy yet casual. Many men wear khakis and a button-down shirt. Women dress smart yet comfortably—perhaps capri pants and a blouse. Keep in mind that t-shirts, shorts, tank tops, distressed jeans and pool attire are not permitted in fine dining areas. If you prefer more casual dining options, there are plenty of these available on the ship.

You'll have the opportunity to enjoy two gala nights on the ship, which evoke the grand traditions of cruising. Gentlemen dress to impress in a collared shirt and dress pants; some wear a jacket and/or tie. Ladies wear their favorite dress, skirt or slacks. Formal attire such as tuxedos and gowns are not necessary. However, many passengers enjoy the glamorous look; so if that's you, feel free to dress to the nines!

SHORE EXCURSIONS

The constant scenic beauty of a slow-moving panorama can be enjoyed from on board the ship, but you can make the most of your cruise vacation by getting out at the local ports. From relaxing to exhilarating, shore excursions offer something for everyone. Choose from city tours, culinary explorations, shopping outings, outdoor expeditions, cultural activities and more. Because excursions often have limited capacity and fill up quickly, we recommend you book before departure for the best selection on your cruise.

Once you've booked your Inspiration cruise, check out the customized shore excursion list based on your itinerary. Using your cruise line booking number, you can easily book shore excursions online as early as 60 days before your trip and up to three days before departure (depending on the cruise line). Simply go to the cruise line's website to find information on specific shore excursions.

Carnival

carnival.com/shore-excursions

Celebrity Cruises

celebritycruises.com/shore-excursions

Holland America Line

hollandamerica.com/cruise-destinations/ShoreExcursions.action

Norwegian Cruise Line

ncl.com/shore-excursions

Royal Caribbean International

royalcaribbean.com/beforeyouboard/shoreExcursions/front.do

You may also register for your Shore Excursions once you are on board the ship. All requests are processed on a first-come, first-served basis. Waitlisted requests for sold-out shore excursions will be processed prior to requests made on board.



Packing List

Summer in Alaska is usually beautiful with cool sunshine and possible showers. We recommend the following packing list:

- CASUAL, RELAXED CLOTHING**
(trousers/pants, jeans, shorts, T-shirts, collared shirts or blouses)—no formal attire is required on our events
- LIGHT SWEATER, SWEATSHIRT AND JACKET**
- SEMI-FORMAL CLOTHES AND DRESS SHOES**
(for 1-2 evenings, depending on the length of your cruise)
- BATHING SUIT AND A COVER-UP OR WRAP**
- LIGHT RAINCOAT, WATERPROOF WINDBREAKER AND COMPACT UMBRELLA**
- COMFORTABLE WALKING SHOES, TENNIS SHOES (PREFERABLY WATERPROOF) OR SANDALS WITH RUBBER SOLES**
- HAT, SUNGLASSES AND SUNSCREEN**
- TOILETRIES**
(in a sealed, clear plastic bag inside your carry-on luggage)
- MINOR FIRST-AID CARE ITEMS**
 - BAND-AIDS
 - ASPIRIN
 - HAND SANITIZER
- MEDICATIONS**
(please bring all prescriptions in their original containers)
 - PERSONAL PRESCRIPTIONS
 - PAIN RELIEF MEDICATION
 - ALLERGY RELIEF MEDICATION
 - MOTION SICKNESS MEDICATION
- HAIR CARE APPLIANCES**
(see Using Electronics on page 52 for more information)
- SMALL BAG OR BACKPACK FOR PORT DAYS**
(large enough for a small Bible, pen, camera and other personal items)

Remember that your luggage will be delivered to your room several hours after you board the ship, so it's a good idea to pack a change of clothes, toiletries and any medications in a carry-on bag to take with you.



For more tips and resources on packing for your cruise, see our resources:

[inspirationcruises.com/resources/alaska](https://www.inspirationcruises.com/resources/alaska)



USING YOUR MOBILE PHONE

Today's technology gives you the opportunity to stay connected while traveling—ensuring you get that memorable call, photo or message from your loved ones. On most ships, you should be able to use your cell phone or smartphone to do everything you're used to doing at home by purchasing an internet package. These vary by cruise line, with some lines charging by the amount of time used and others by the day or the entire voyage. Mobile phones also provide convenient access for emergencies and confirming travel plans. Some basic guidelines and tips will help you save money, keep your phone working effectively and stay on time and in touch.



Disable the Data Roaming option on your phone and keep it off until you return home.



BEFORE YOU LEAVE

Spending some time contacting your cell phone carrier in advance of your trip will help ensure you can call friends and family back home and eliminate any surprises on your phone bill when you return. Let your phone carrier know your travel plans, including how you plan to use your phone on your cruise. You'll want to make sure you understand all the potential charges before you travel. Contact your carrier for specific information. Several common mobile phone carriers:

verizon | verizonwireless.com/global

at&t | att.com/global

t-mobile | t-mobile.com/international

sprint | sprint.com/Internationalcalling

CHECK WITH YOUR CARRIER FOR INTERNATIONAL DIALING ACCESS

You will want to make sure international dialing access is active on your mobile phone plan, and remember that international and maritime roaming rates will apply to calls placed on board the ship (charges will appear on your phone bill). Because roaming rates can be high on cruises, it's a good idea to check with your carrier for specific cost details before you leave.



SMARTPHONE TIPS

As one of the most popular communication devices today, smartphones have revolutionized the way we connect with each other and the world. We know it's difficult to leave your smartphone behind for an hour, much less multiple days. The following tips will help you save your phone's battery life and get the most out of your smartphone while on the cruise:

Before your cruise, you'll want to disable any applications that give you regular updates, such as sports reports and weather updates.

Disable the Data Enabled or Data Roaming option on your phone and keep it off until you return home. Turn off the function for "Automatic" checking of emails and change the email settings to "Manual" to reduce data roaming charges. During your trip, you can check for email messages when you're connected to a free, wireless internet connection, such as in a hotel lobby or internet cafe.

When you board your flight, remember to set your phone to Airplane Mode. This suspends all calling and texting functions but still allows you to play games, use your camera and listen to music, etc. The flight attendants will request you to switch off your phone completely for take-off and landing, then announce when it is okay to switch it back on while in flight.

On the cruise, you'll want to charge your phone every night to ensure you'll have enough battery life for the next day.

Try to turn off your phone when you're not using it. Leaving your phone on all day drains the battery, so it's a good idea to turn it off while you're on a shore excursion, eating or reading.

IN-ROOM PHONES AND PHONE CARDS

If you choose to not take your mobile phone, there are various ways to stay in touch with others while on your cruise and in the various ports you visit. Here are three options to consider:

Phone cards purchased at home: An international prepaid phone card bought before you leave will allow you to use it at card-equipped public telephones overseas. However, when purchasing your card, please make sure the card specifically indicates that calls can be made from an international location. If left unspecified, international phone cards will only enable you to call to international locations from your home country.

Phone cards purchased abroad: Most countries' public telephones accept phone cards that can be purchased in various denominations from any post office and at various shops. Using a phone card, you can make international calls from card-equipped telephones or special telephone company offices. If you need assistance, most countries' telephone companies have toll-free numbers.

In-room phones: You'll also find phones in your stateroom. It's a good idea to check the ship-to-shore rates before placing calls to friends and family back home.





MONEY AND CREDIT CARDS

As you plan for your upcoming Christian cruise with Inspiration, you may be wondering about using money and credit cards during your travels. We've made the following recommendations to help you save money, avoid unnecessary fees and focus on an exceptional travel experience.



Using your credit card for large purchases gives you more protection for the items you buy on your trip.

C\$

The Canadian dollar (C\$) is the official currency in Victoria and Vancouver, Canada.



STEPS TO TAKE

- Consider leaving all unnecessary debit and/or credit cards at home.
- Once you determine which cards you'll bring, remember to **notify each credit card company of your intended travel dates and locations** to ensure fraud alerts and holds are not placed on your accounts.
- For each card, you'll want to store the bank's contact information in a separate, secure location in the unlikely event your wallet or purse is lost or stolen.

EXCHANGE RATES

Almost all businesses in Victoria or Vancouver, Canada, accept U.S. credit or debit cards. **If you're planning to use your credit cards, you'll want to check with each credit card company to determine the international exchange fee for each card.** Because the difference of a few percentage points could wind up costing you hundreds of dollars (depending on your purchases), we recommend using cards with lower international exchange fees. Using your credit card for large purchases gives you more protection for the items you buy on your trip (you can look at your credit card statement to verify all your purchases).

The Canadian dollar (C\$) is the official currency in Victoria and Vancouver, Canada. However, U.S. dollars are widely accepted. When paying in U.S. dollars, expect to receive change in Canadian dollars. For this reason, it's a good idea to bring small bills with you. The Canadian dollar is roughly equivalent to the U.S. dollar. If traveling with currency other than the U.S. dollar, you may exchange money onboard the ship, although we always recommend checking the exchange rate before traveling to a foreign country.



**HOW
INAPPROPRIATE
TO CALL THIS
PLANET EARTH
WHEN IT IS QUITE
CLEARLY OCEAN.**

ARTHUR C. CLARKE
20TH CENTURY BRITISH SCIENCE WRITER



DEPARTING FOR ALASKA

Just like anywhere else, travel to Alaska and Canada requires certain documentation. Every Alaskan cruise visits Canada by either departing from Vancouver, B.C., or stopping in Victoria, B.C., during the cruise. Before you leave home, make sure you have the following:

- Your passport
- A hard copy of your airline e-ticket confirmation or flight itinerary

Also remember to arrive at your departure airport early. For domestic flights within the U.S., the airlines recommend you arrive at least two hours prior to your departure time. If you are flying internationally, be sure to be at your airport at least three hours prior to your flight. If your cruise is departing from Vancouver, B.C., this is considered an international flight from the U.S.

3-1-1



3.4 ounce or smaller containers of liquids or gels



one quart-sized clear plastic, zip-top bag holding the containers



one bag per traveler placed in the security bin

PACKING TIPS

Make certain your suitcase closes and fastens securely. Mark your luggage and carry-on bag clearly with your name and address so you will be able to distinguish them easily. Your personal luggage tags can be used for this purpose or you may use paper tags available at airline check-in counters. We recommend that you put identification information (name, address and phone number) **INSIDE** your luggage in case the luggage tags on the outside are lost in transit. It is also suggested that you keep your essential toiletries and a one-day change of clothes with you in your carry-on. **Do not pack your passport or travel documents in your luggage.** It is suggested that you keep a color copy of the information page of your passport inside your carry-on luggage in the event that your passport is lost.

Carry-on bags: These are the bags passengers take with them as they board the plane. You are allowed one carry-on bag, plus a personal item (purse, briefcase, small backpack). It is up to passengers to make sure these items fit the size restrictions for your airline and flight. Please use the Transportation Safety Administration's 3-1-1 rule for carry-on luggage: any liquids must be in 3.4 ounce containers (or smaller), and must be in one quart-sized, clear plastic, zip-top bag. **One** such bag is allowed per passenger in your screening bin. Any larger liquids such as medication must be declared for inspection. If in doubt, put your liquids in checked baggage. Visit tsa.org for a detailed list of items prohibited in carry-on luggage.

Checked bags: This is the luggage passengers check in at the airline's ticket counter and will remain inaccessible during the flight. Checked bags will be screened and should only be locked with a TSA-approved Lock.

Unrecognized locks will be broken in order to access your bag, without reimbursement.

Our “check one, carry one” suggestion: For ease of travel, we strongly recommended passengers check a maximum of one bag per person. With just one checked bag and one carry-on, you’ll find international travel will flow more smoothly. Airline policies, which all differ, enforce fees based on the number of bags and the weight of those bags. Please confirm the size and weight restrictions for each airline you are flying and each destination to which you are flying. If given the option at your original point of departure, check your luggage all the way through to your final destination. If not, be sure to retrieve your bags and recheck them at each of your airport connections. Again, please check with your airline directly, as well as checking the travel document you will receive from Inspiration shortly before your trip.

A few other tips for your checked bags:

- Occasionally, checked luggage gets delayed or misplaced. For this reason, do not pack jewelry, cash, medications, computers, electronics or fragile items in your checked bag. Keep these with you in your carry-on.
- Avoid overpacking so the TSA screener can easily reseal your bag after inspection.
- Avoid packing food or drink items in checked luggage.
- Be sure to pack any sharp objects (including scissors or pocket knives) in your checked luggage and not in your carry-on.
- Bags look alike. Make sure your checked bag is labeled with your identification tags both inside and outside.
- Make sure your checked bag fits within the size and weight limitations of your airline’s baggage policy.
- Keep personal toiletry items in clear plastic bags to reduce the chance that a TSA screener has to handle them.
- Visit [tsa.gov](https://www.tsa.gov) for a detailed list of items prohibited in airport cabins.

JET LAG

Flying across multiple time zones disrupts your natural body rhythms, leading to sleep problems and other symptoms. Learn how to put jet lag to rest using a few of these basic tips:

- Get plenty of rest before your trip.
- Before traveling, consider going to bed a half hour

earlier (if traveling east) than usual each night for a few days before departure. If you’re traveling west, head to bed a half hour later.

- Keep well-hydrated. The dry circulated air in aircraft cabins can cause mild dehydration, which worsens some of the physical symptoms of jet lag. Avoid caffeine or alcohol, but drink plenty of fluids before, during and after your flight.
- Try to sleep on the plane (a personal pillow, earplugs, headphones and an eyemask can help block out noise and light). If possible, eat meals around the time you would normally be eating at your destination.
- Adjust your watch to the new time before you leave.
- Upon arrival, try to adjust to your new time zone. Eat when the locals eat, and try not to sleep until night time, regardless of how tired you are. (If you feel you must sleep, take only a very short nap.)
- Get outdoors, if possible. Sunlight is one of the best ways to regulate your biological clock.

OTHER PHYSICAL IN-FLIGHT ISSUES

Long flights can be physically demanding for many travelers. Those who take daily medication, especially diabetics, should consult with their physicians about dosages when your day will be shortened (traveling east) or lengthened (return travel west).

Some travelers experience swollen ankles during long flights, due to the hours of sitting. Being immobile for extended periods of time prevents muscles from draining away fluid normally. Below are a few tips for avoiding this:

- Stay well-hydrated by drinking plenty of water or fruit juice, and avoiding alcohol and caffeine.
- Get up and move around the cabin as often as possible.
- While seated, consult the stretching and mobility exercises most airlines recommend in the in-flight magazine. Move your ankles whenever possible, and raise your legs up and down on your toes.
- Wear comfortable, loose-fitting clothing.
- Avoid sitting with legs crossed.

UPON ARRIVAL

When your flight arrives at the final airport, make your way to Baggage Claim to pick up your checked luggage. Then, depending on the transportation arrangements you have made, either locate the cruise line representative to get your pre-paid transfer to the ship or make your way to the taxi queue and let them know on which cruise ship you are sailing.





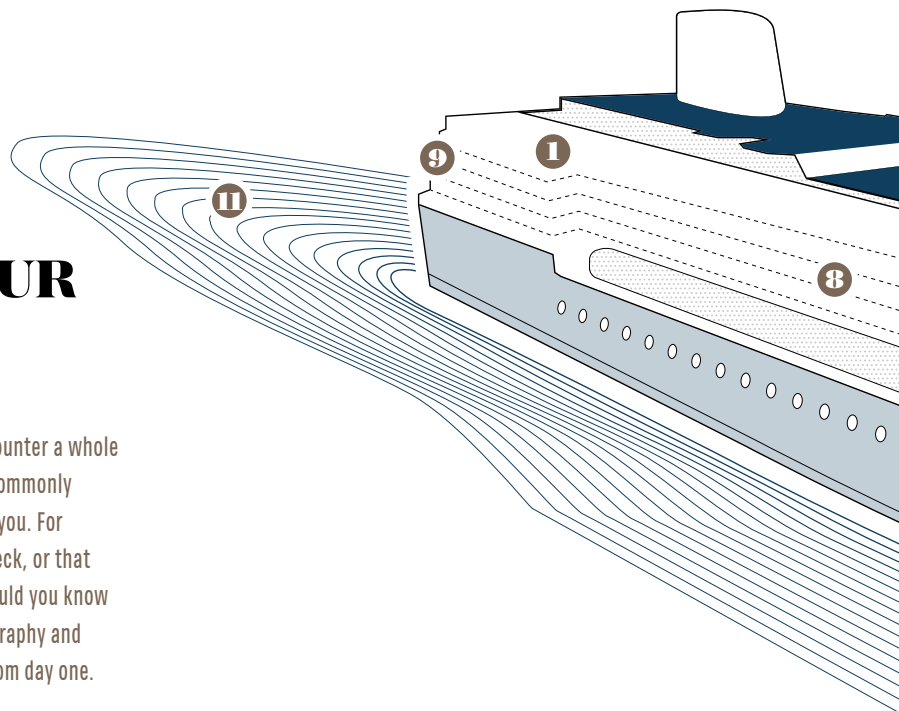
NAVIGATING YOUR CRUISE SHIP

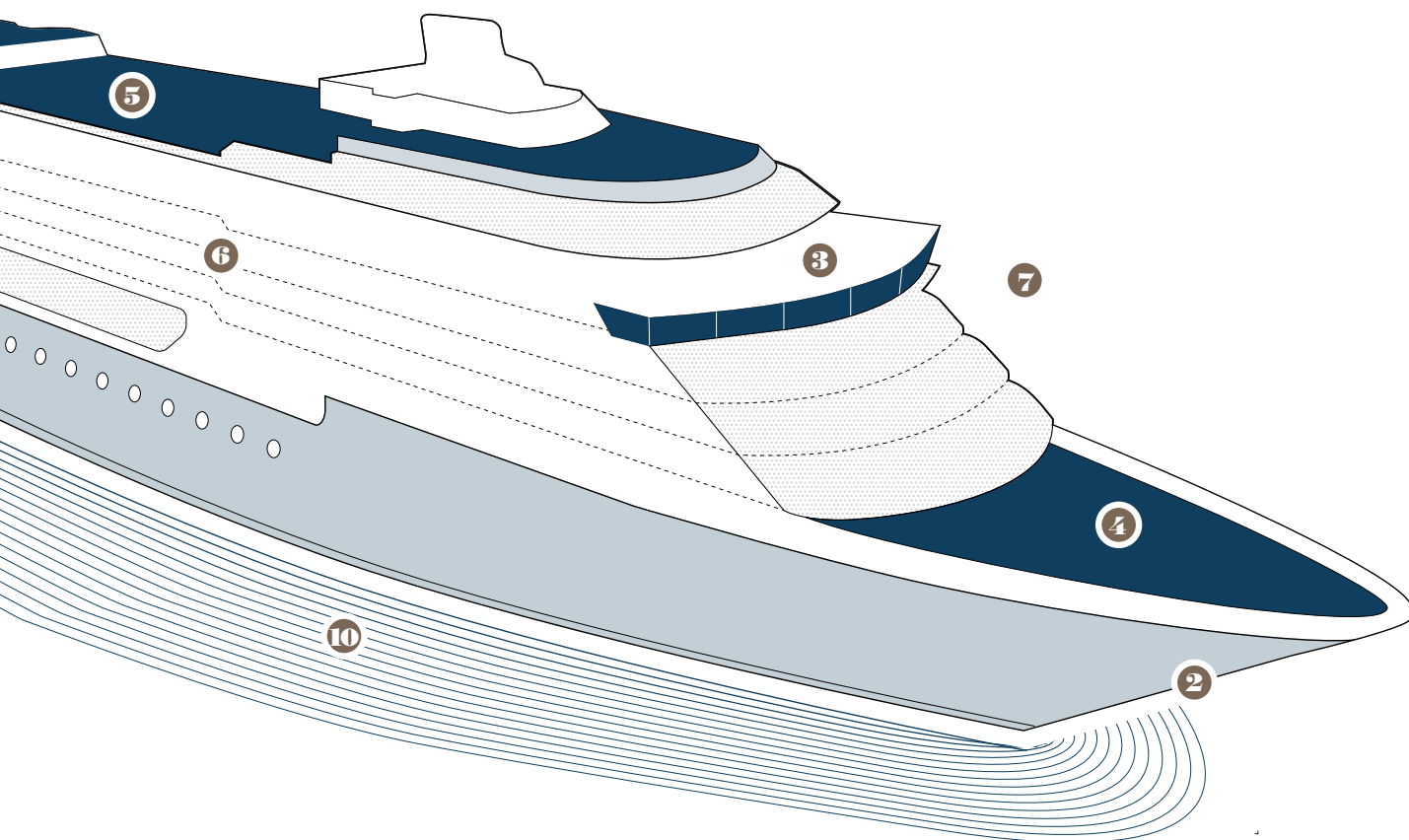
Before you even reach your destination, you will encounter a whole new language onboard your ship. A lot of the terms commonly thrown around on a cruise ship may be unfamiliar to you. For example, if someone says to meet them on the lido deck, or that the piano bar is located in the forward starboard, would you know where to go? We're here with cliff notes on ship geography and terminology so you'll be able to navigate like a pro from day one.



ESSENTIAL CRUISE VOCABULARY:

- **Cabin:** Also a stateroom, this is your living quarters. "Inside staterooms" don't usually have a window whereas "ocean view" cabins have a porthole or window.
- **Cabin Attendant:** The employee who cleans and services your cabin, occasionally known as a steward or stewardess.
- **Cruise Director:** The cruise line's public liaison with passengers. He or she might act as an emcee or make announcements.
- **Deck Plan:** Your essential map to getting around the ship showing staterooms by number, restaurants, shops, theaters and other features.
- **Disembarkation:** The process of departing the ship at the end of the cruise.
- **Dock:** When your ship pulls into port at a pier and allows passengers to walk off the ship via a gangway.
- **Embarkation:** The initial boarding process at the beginning of the cruise.
- **Gangway:** The moveable ramp or staircase used to board or exit the ship.
- **Muster Station:** A drill in which passengers (wearing life jackets) gather at a fixed location to prepare for the unlikely event of a ship evacuation.
- **Pitch:** The rise and fall of the ship, from front to back, as it moves through the water.
- **Purser:** The cruise line employee who handles all financial transactions during your cruise, typically located at the reception desk.
- **Roll:** Side-to-side movement of the ship at sea.
- **Sea Day:** A day on the open water as opposed to in port. Often used for special programming and onboard entertainment.
- **Shore Excursion:** An optional tour or guided activity in port, booked through the cruise line but led by a trusted third-party operator.
- **Tender:** When your ship arrives at a port by anchoring off-shore. It then transports passengers to the mainland via ferry.





Anatomy of a Cruise Ship

- 1 AFT** *The larger, overall back portion of the ship.*
- 2 BOW** *The hull of the ship at the very front.*
- 3 BRIDGE** *The ship's control center housing navigational and steering equipment. Often viewable through a window and occasionally open for passenger visits.*
- 4 FORWARD** *The front of the ship.*
- 5 LIDO** *The upper pool and open sun deck areas used for recreation.*
- 6 MIDSHIP** *The middle of the ship.*
- 7 PORTSIDE** *The left-hand side of the ship when facing forward.*
- 8 PROMENADE** *The open deck around the ship's edge, for walking or jogging.*
- 9 STERN** *The very back of the ship.*
- 10 STARBOARD** *The right-hand side of the ship when facing forward.*
- 11 WAKE** *Trail of waves behind the ship caused by its propulsion through the water.*





EMBARKATION DAY

In cruise lingo, “embarkation” is the process of loading passengers aboard a cruise ship. It involves a passage through security and luggage screening just like at the airport. This process starts about four hours prior to the ship’s departure, and we urge all passengers to arrive as early as possible for embarkation—you must board the ship no later than 1 ½ hours before sailing.



LUGGAGE DROP-OFF AND DELIVERY

When you arrive at the pier, a porter (also known as a stevedore) will help you take your baggage from curbside through security and directly to your cabin (you’ll want to be ready to tip him or her at a customary \$1.25 per bag). **Once you’ve boarded, it may take some time before your bag is delivered to your cabin**, so leave any essentials you’ll need for the next couple of hours—medication, sunscreen, swimsuit—in a carry-on bag. This is usually a great time to explore the ship, enjoy a meal at the buffet, or relax near the pool.

CHECK-IN

Similar to checking into a hotel, you must also check-in to the ship. After giving your luggage to the porter, you will be directed to the appropriate line to check-in to your stateroom. You will be given a map of the ship and have your picture taken for identification purposes.

STATEROOM KEY CARD

You will be given your stateroom key card when you check-in. This card identifies you as a cruise passenger and should be carried at all times on the cruise and kept with you when you go ashore. You will have to show your stateroom key card and photo ID (passport) to return to the ship. You will be required to show your stateroom key card when you make purchases on the ship as well. For security purposes your stateroom number will not be on the card.

DURING THE CRUISE

Once aboard the ship, you are free to do what you like! Consider it your home. While in port, you are free to leave or return to the ship at any time until it leaves. Because so many passengers leave the ship during days in port, these are often good times to make an appointment at the beauty salon, try out the spa or health club, or relax and enjoy the shipboard amenities.

MANDATORY GUEST EMERGENCY DRILL

Before the ship is allowed to leave the dock, all guests must participate in an emergency drill. You will be given clear instructions to follow in the event of an emergency, including how to put on your life jacket, the location of your muster station and other actions

to take in an emergency. Please be aware of what time this safety briefing occurs and prepare for it. The ship will not be able to begin sailing until everyone on the ship has been accounted for during this drill.

SHIPBOARD SCHEDULE

Every evening, you will be given a printed listing of the next day's ship schedule, including port information and details on any public entertainment or activities. Pay special attention to what time your ship arrives and departs from a port. As for activities and events, always feel free to explore the ship on your own time. This helps you discover what interests you the most and where it is happening. If you lose your schedule, the Front Office will be glad to give you a new copy.

INSPIRATION CONFERENCE SCHEDULE

Upon arriving to your stateroom, you will find your Inspiration Conference Book and Schedule. Use this to see all the special events we have planned with your favorite speakers and musicians. These events are exclusive to our group and you will need your Inspiration Name Badge to join us. Your name badge will be with your conference book in your stateroom.

BACKPACKS AND TOTES

It is recommended that you bring a backpack or small tote bag, which can come in handy to carry items around the ship but is also especially useful when exploring the ports. We suggest packing it with these items:

- Camera
- Sunglasses
- Sunscreen
- Swimsuit and cover-up
- Bible and conference book
- Medications and any over-the-counter comfort aids
- A light snack and bottle of water
- Wallet
- Stateroom key card and photo ID (required to get on and off the ship)

This can be the same bag that you use on the first and last days of the trip, when you will need a small bag of essentials while waiting for your luggage to be loaded or unloaded.

PHOTOGRAPHY AND VIDEO

We encourage all our passengers to take as many photographs, videos and/or recordings as they wish. We want you to be able to document, remember and share the amazing sites and experiences of your trip once you return home!

However, please remember that any photos or recordings you take during the events on the ship are for your personal use only. Performances by our speakers and musical artists are usually copyrighted. This means they are protected by international copyright laws that apply worldwide, and are not for widespread distribution. Should you distribute your photographs or videos for profit—or beyond your own personal use—you may be breaking some copyright laws.

INCLUDED IN THE FARE

Your cruise is mostly all-inclusive. Included in your fare is travel to exciting ports of call, all of your shipboard meals (even extra desserts if you want them!), snacks, room service and late-night buffets. You will also have access to all shipboard facilities, activities and a full range of entertainment. However, a few optional aspects of your cruise will cost extra, and are listed below.

NOT INCLUDED IN THE FARE

A few things cost extra and are not included in your cruise fare. These include services at the spa and salon, shore excursions and personal items such as stamps, souvenirs, laundry services, onboard shopping, ship-to-shore calls, and e-mail and internet access. Medical and dental services are also a separate charge. Many ships have higher-end specialty restaurants that will cost extra, and all carbonated and specialized beverages will be added to your shipboard account. However, most cruises offer a beverage package that includes unlimited soft drinks and other paid beverages at a single price per day—these can often provide significant cost savings rather than buying a drink at a time.

With all charges, as in a hotel stay, these costs will be applied to your room and settled financially at the end of your cruise.





CRUISE SHIP STAFF

Not only will you be cruising to exciting destinations, you'll find your cruise ship to be a vacation in and of itself. We'd like to introduce you to the roles that the service personnel onboard will play in making your travel experience an exceptional one.

Learn your steward's name and get to know him or her.



CABIN STEWARD

Your stateroom will be assigned a Cabin Steward, whose job is to take care of your cabin by cleaning it each day, delivering towels or other needs and be at your service throughout your voyage. Your steward will even turn down your bed at night. Learn your steward's name and get to know him or her.

FRONT OFFICE

This is the administrative and guest relations center of the ship, also known as Reception. If you have questions on room issues, billing, lost and found, or about the ship in general, this desk is the best place to go. The staff here are very knowledgeable and will be able to answer any cruise question you may have. While each cabin has an in-room safe, some passengers prefer to keep valuables in free, locked safe-deposit boxes via the front office.

CRUISE DIRECTOR AND STAFF

Your Cruise Director is the voice of the ship. He or she emcees events like the Captain's Reception or deck parties and makes announcements. The event staff lead passengers in a variety of entertaining activities throughout the day.

DINING ROOM STEWARD

This is the primary member of the wait staff assigned to your table in the main dining room for the duration of your cruise. You will interact with him or her, as well as their assistant, during every dinner, and they will get to know your name and personal tastes. These are often some of the hardest-working members of the cruise staff.

PORT SHOPPER

Living and working aboard cruise ships, Port Shoppers give frequent talks and seminars about the shopping opportunities passengers will enjoy at each port of call. They are also available to help guests make decisions on luxury purchases.

INSPIRATION TRAVEL COORDINATORS

Travel Coordinators from Inspiration Cruises & Tours usually travel with our groups to ensure our passengers have an exceptional travel experience. These Inspiration employees will be at every Inspiration event on the ship and can be identified by their white-and-blue name tags—and they would love to meet you. Feel free to approach them with your questions or needs at any point during your cruise.



ONBOARD SERVICES

PHOTOGRAPHIC EXPERIENCES

One fun aspect of a cruise is the fact that your ship will have professional photographers roaming throughout the ship, starting when you board and continuing throughout your travel experience. You never know when a staff photographer may take a candid picture of you, so keep smiling! Portrait sessions for individual or group photos are also available. These may be scheduled by appointment (for a nominal fee), or will be set up at various times and locations during your cruise. These photos will be displayed in a certain area of the ship and made available for you to purchase.

SAFES & SAFETY DEPOSIT BOXES

Most ships have personal safes inside each stateroom. These lock using a numbered keypad and allow you to set the code. The ship cannot accept responsibility for any articles that are lost, stolen or misplaced while onboard, so we suggest you take advantage of these. In addition to the in-cabin safe, locked safe-deposit boxes are also available through the Front Office.

SPA, SALON & HEALTH CLUB

Your cruise includes a professionally staffed spa and salon. These services—including manicures, pedicures and massage therapy—cost extra and require appointments. Make these early during your cruise to secure the most convenient times. Use of the exercise equipment in the ship's health club or gym is complimentary.

SHORE EXCURSIONS DESK

Make the most of each port of call by booking an excursion at your ship's Shore Excursions Desk. These pre-planned experiences cover a variety of activities unique to each port of call, from shopping and beach trips to more adventurous hiking, kayaking and snorkeling tours. Reserve your place early, as many limit the number of participants. All shore excursions are an additional cost.

ONBOARD RETAIL SHOPS

From luxury jewelry and high-end clothing to duty-free gift shops, your cruise experience includes a number of excellent onboard retail stores for your shopping convenience. Any shopping you do aboard the ship will be charged

to your account and settled at the end of your cruise.

INTERNET CAFE & WIFI SERVICE

Your cruise will feature one or more Internet Cafés located onboard your ship. The ship's satellite uplink allows passengers to browse the web and check email in real-time for a fee. Wi-Fi connectivity is also available in most public lounges and possibly even in your cabin. A variety of plans and packages are available.

FULL SERVICE LAUNDRY

For your comfort and convenience, cruise lines offer full laundry and dry cleaning services during your cruise. Once aboard, check your stateroom closet for pricing lists and laundry bags. Coin-operated, self-service laundrettes are also available on some ships. Check with us or the cruise line before you leave so you know how to plan for your laundry needs.



For even more info on how to plan, visit our online resources:

inspirationcruises.com/resources





CRUISE SHIP FOOD EXPERIENCES

Discover one of the pre-eminent luxuries of cruising as you experience wonderful culinary options—wherever and whenever you wish. On your Alaska cruise, choose from a myriad of food and dining options that are sure to woo any palate. Check out just a few of the many offerings available on your exceptional travel experience.

BUFFET

From the breakfast buffet filled with tantalizing dishes sure to start your day off right to a lunch or evening buffet of chef-prepared cuisine, this popular dining choice offers the convenience of eating what you want when you want it. The always available buffet of fresh, expertly prepared dishes gives foodies the opportunity to sample exotic gourmet dishes while the not-so-adventurous can enjoy the comfort foods of home. And you can always look forward to a few surprises like a barbecue buffet on the outside deck featuring foods inspired by the various ports of call.

ELEGANT

Imagine sitting down to a candlelit table set with silver-rimmed china flanked by crystal flutes and savoring a five-course dinner in a five-star restaurant.

On a cruise, you can book a dinner reservation at one of the elegant restaurants onboard to celebrate a special occasion or simply dine in the main dining room for an equally wonderful experience. Choose from chef-inspired appetizers and entrees. Then finish off the evening sharing a decadent dessert. The choice is yours. Just remember to take time to revel in the ambiance and the experience of a lifetime.

PRIVATE VERANDAH


Greet the sunrise on your private balcony with breakfast delivered to your room. Or plan a quiet evening in and call room service. Choose from diverse menus of foods that won't disappoint and take in oceanic views that rival any indoor dining experience. This enjoyable option—unique to cruises—offers the ultimate in convenience. On a cruise, the options are endless.

GROUP DINING

Part of the Inspiration experience is to eat with those traveling with you. On most of our cruises, our group will have a specified time for dining that allows you to participate in all group events as well as the performances on the ship. Because your group will be dining at a specified time, it will not be necessary for you to check-in with the maître d'. Your table assignment has been prearranged by Inspiration and will be printed on the cabin key card you receive during check-in at the pier. Some cruise lines operate under a "freestyle cruising" structure, which means no standard dining times or preassigned seating. In these cases, passengers will eat at their leisure and at the table setting and/or location of their choice.

SPECIAL DIETARY NEEDS

Many cruises are happy to accommodate special dietary needs like gluten-free concerns or food allergies. They understand that many people today have specific diet requirements and want to make sure your cruise is enjoyable. Simply let us know of your needs in advance so we can inform the cruise line.



*To the lover of
wilderness, Alaska
is one of the most
wonderful countries
in the world.*

—JOHN MUIR
19TH CENTURY AMERICAN
CONSERVATIONIST



DINING IN ALASKA

Enjoying the culinary delights of coastal Alaska will prove to be one of the highlights of your cruise vacation. Alaska's speciality is fish—salmon, halibut and crab, especially. Although you can enjoy Pacific seafood in other parts of America, nothing beats the freshness offered when it's prepared only a few miles from where it was caught. According to the annual Fisheries of the United States 2013 report, 95% of wild salmon comes from Alaska. To whet your appetite, we've compiled our best insider tips on navigating this world-famous food scene so that you can enjoy not only the sights and sounds, but the memorable tastes of Alaska.



95% of wild salmon comes from Alaska.



OUR FAVORITE “EATS” IN PORT

- **KetchiCandies – Ketchikan**
No day of exploring is complete without delicious handmade chocolates at KetchiCandies. Try the chocolate-dipped Oreos! A box of these exquisite chocolates makes the perfect gift or memento—that is, if you can resist opening it on your way home.
- **The Alaskan Fudge Company – Skagway**
This popular stop-off is one of our favorites. While you're indulging your sweet tooth with artisan fudge, be sure to get some maple syrup for back home.
- **Tracy's King Crab Shack – Juneau**
Your quest for the world's best crab legs just got closer. This shack (as small and humble as it sounds) is world-famous and located only a stone's throw from your cruise ship. Enjoy your freshly caught seafood outdoors on the dock!
- **Harry Race Pharmacy – Sitka**
This old-fashioned soda counter will make your milkshake any way you want it. Enjoy a taste of yesteryear in this charming “Main Street USA” local favorite.

Meal planning guide: Alaska

4 CLASSIC MENU CHOICES TO CONSIDER



BREAKFAST: SOURDOUGH FRENCH TOAST

Warm, buttery slices of pan-fried bread are a great way to start a morning on vacation. Top them with Alaskan-grown blueberries and you'll think you're eating manna from heaven. Sourdough, a fermented yeast bread made from a starter, was a staple for frontiersmen during the Klondike Gold Rush. To this day, Alaskans refer to those who've lived in the state for many years as "sourdoughs."



LUNCH: KING CRAB LEGS

Treat yourself to a royal delight with a plate of Alaskan king crab—a dish prized around the world. The crabs come in yellow, blue and red varieties. The legs are steamed and often served homestyle. For the seafood lover, this is a rare treat that provides an ideal photo-snapping opportunity.



DINNER: HALIBUT PIE

As you browse through menus at local eateries, you may notice the Scandinavian influence on the cuisine of America's 49th state—especially in towns like Juneau. This savory fish pie, often made with a mashed potato crust, is a perfect example. With a creamy, warm center and plenty of vegetables and other types of seafood inside, it's a great way to wrap up a perfect day spent exploring Alaska.



DESSERT: BAKED ALASKA

Decadent layers of ice cream, sponge cake and meringue make for three desserts in one! While this show-stopper delicacy didn't originate in rustic Alaska, it's certainly the perfect place to indulge in one. The name may have come from a restaurant in Manhattan, Delmonico's, in 1867 to celebrate the acquisition of the Alaskan territory from Russia.





TRAVEL ETIQUETTE

A cruise vacation is one of the most convenient and economical ways to explore coastal Alaska. There will be many involved in serving your travel needs—ensuring you enjoy one of the most refreshing weeks of your life. Here are some suggested pointers on how to show gratitude to others during your exceptional travel experience.

POLITE CRUISING

Punctuality is appreciated, as always. Be sure to arrive for events early so that others aren't held up. The schedule in your conference book and daily program can help you plan your time.

“Dressing for dinner” is one of the niceties of cruising. Most look forward to the air of refinement a dress code offers. If you're not in the mood to dress up, find a more relaxed dining venue, or order food to your cabin.

Close your cabin door gently—without letting it slam. Many cabins are within earshot of one another. Especially at night, your shipmates will thank you for the peace and quiet.

Stay sanitized. When you sneeze, do so into your elbow. And to keep yourself germ-free, be liberal with hand sanitizer.

Be a gracious giver. The wait staff you'll encounter work hard and long hours. If you find yourself in a position to tip them, be generous. The funds will likely go toward family expenses.

TIPS ON TIPPING


An Alaskan cruise vacation gives you the opportunity to explore multiple locations without the hassle of checking in and out of hotels, packing and unpacking and spending valuable time trying to find quality restaurants—all with excellent service dedicated to enhancing your exceptional travel experience.

Each cruise line makes it easy for you to reward the excellent service you'll receive on board. A gratuity of \$11-\$15 per day (depending on the cruise line and cabin category) per guest for dining and stateroom services will be automatically added daily to your shipboard account. The cruise line also will automatically add a 15% service charge to beverages purchased through your onboard account. Prior to the end of the cruise, the Cruise Director will address more specific questions regarding tipping procedures.

If you take a taxi to the pier, cab drivers appreciate a tip of 10-15%, and a dollar or two extra if they help with bags.

When you arrive at the ship on embarkation day, we suggest tipping the porters at the pier \$1.25 per bag when they take your luggage to place it on the ship.

When visiting restaurants off the ship and during shore excursions, a 15-20% tip for restaurant service workers is customary.



*Do just once
what others say
you can't do, and
you will never pay
attention to their
limitations again.*

—CAPTAIN JAMES COOK
LEGENDARY WORLD EXPLORER



SOUVENIR SHOPPING

Alaska is full of natural beauty—from the breathtaking glaciers to the gorgeous handcrafted souvenirs available for you to take home. Shopping is a fun way to enjoy the various ports you'll visit, but we encourage you to go beyond the trinket and T-shirt shops to discover authentic locally made items. In Alaska, Native-made items are often marked with a silver sticker or tag with a silver handprint.

There is great shopping in all ports, though Ketchikan has the biggest assortment of gift shops easily accessible to the cruise docks. Stroll down Creek Street, a historic district filled with shops and galleries, with buildings perched on stilts above the pristine creek. We've compiled a few of our top suggestions for 'the perfect souvenir' on the following page for you to consider.



Souvenir-packing tips

- 1** If you plan to buy a good amount of souvenirs, be sure your suitcase isn't full when you leave home. Allow extra room to be filled with newfound treasures.
- 2** Bring bubble wrap for fragile items. This will keep everything from pottery to knick knacks safe in transit.
- 3** Secure any liquids in a sturdy zip-top bag to prevent leakage. Remember: containers larger than 3.4 ounces must travel in checked luggage.
- 4** Any expensive items should always stay on your person. Don't pack valuables in checked luggage. Instead, leave room for them in your carry-on.
- 5** Pad souvenirs with clothing and place them in the center of your suitcase to help absorb the impact of the bumpy plane ride home.



KNIVES

One of the more popular souvenirs from Alaska is the Ulu knife. There is an Ulu factory in Anchorage, but the knives can usually be found throughout the area. This practical souvenir is a gift that will be used for years. It features a rounded blade and is used by rocking back and forth, excellent for chopping garlic, onions and other vegetables. Just remember, these will need to travel home in your checked luggage.



ARTISAN CRAFTS

If you're looking for a beautiful keepsake to display in your home or office, Alaska is full of skilled craftsmen who create intricate whalebone or antler carvings, totem poles, baskets, drums, dolls, dream catchers, masks and more. Nearly any tourist shop will carry an assortment of these items, but higher quality items can be found in local art galleries and at the University of Alaska's Museum of the North Gift Shop in Fairbanks. Carvings and other artwork often depict scenes from traditional life in Alaska, such as a fisherman, or feature local wildlife including polar bears, seals, waterfowl and whales. These handmade crafts provide a glimpse into the lifestyle and cultures of Alaska.



EDIBLES

A food basket from Alaska often seems fit for a grizzly bear. Some of the most popular items include berries, honey (try the blueberry honey), jams and jellies, smoked salmon, salmon jerky and even reindeer sausage. These food gifts will be much appreciated by friends and family back home—if they make it that far!



JEWELRY

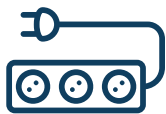
Occasionally, passengers on our cruises hope to make major purchases of jewelry or other investments and/or collectibles. In these cases, we advise you to spend your money wisely. Prevent "buyer's remorse" by planning ahead and only making such purchases if you have adequate knowledge of a product's value and authenticity. Alaskan jewelry is often made of ivory (walrus tusk), abalone (also known as Glacier Pearl), jade, opals, and hematite (often called Alaskan black diamonds).





USING ELECTRONICS

Wondering what you'll need to bring on your upcoming Christian cruise? We've provided the following information for using your electronic appliances like blow dryers, phones, laptops, etc., while traveling abroad.



Bring an extra power strip to charge your devices. Ship cabins have limited plugs.

110-120V/60Hz

The standard voltage used aboard most cruise ships.



Bringing a small fan can help to increase airflow in your stateroom.



We know how nice it is to have the conveniences of home when traveling on a cruise. Bringing your own electronics and hair appliances can enhance your overall travel experience. Every cruise ship has plugs that accept U.S. and Continental European devices so you do not need to bring plug adaptors. Here are some things to know about your electronics before you pack them:

PHONES, MP3 PLAYERS, LAPTOPS, CAMERAS & VIDEO CAMERAS

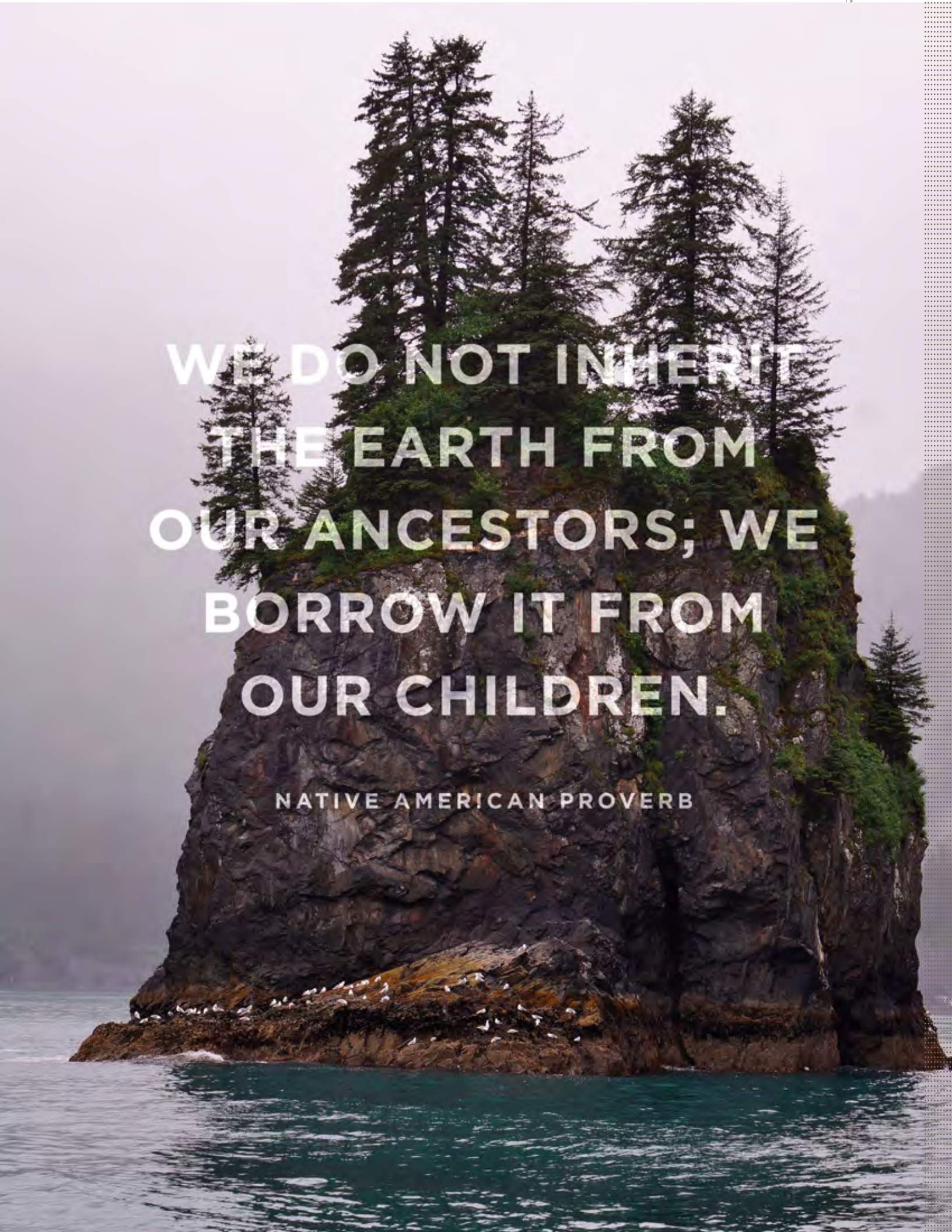
Most small digital devices have chargers that will fit in the plugs on a cruise ship. If you have many electronic devices, we recommend bringing a power strip or multi-plug as there are limited plugs in each cabin.

BLOW DRYERS, CURLING IRONS & STRAIGHTENERS

Each stateroom has a hair dryer for your personal convenience. If you prefer having your own hair appliances, you may want to consider purchasing or borrowing more compact and travel-friendly appliances.

POWER STRIP

We highly recommend bringing a power strip when you travel with multiple electronics so you're able to charge and operate several items at once.




**WE DO NOT INHERIT
THE EARTH FROM
OUR ANCESTORS; WE
BORROW IT FROM
OUR CHILDREN.**

NATIVE AMERICAN PROVERB

DISEMBARKATION PROCESS

A few days before your cruise ends, your ship's Front Office will request your departure arrangements, including your airline schedule and hotel information. This allows them to prepare for an organized and efficient disembarkation—the industry term for the process of exiting the ship at the end of your cruise, upon reaching the port of departure. Disembarkation usually takes place two to four hours after arrival at the port. The cruise line does its best to make this process as seamless and streamlined as possible. Here are a few of the most important steps:



1 DISEMBARKATION TALK

On your last day at sea, your Cruise Director will hold an optional meeting to discuss the entire process. (If you miss the meeting or don't wish to go, you can also watch the meeting on the television in your cabin throughout the day.) A disembarkation packet will be delivered to your cabin and will include the time of your disembarkation and your luggage tags, as well as any immigration papers you might need.

2 TIPPING AND FINALIZING YOUR BILL

A printed list of your onboard account—including any extra drinks, purchases and excursions—will be delivered to your cabin on the last night of your cruise. Those paying with a credit card should review the total and make sure everything is correct. If this is the case, then you need not do anything else—your charges will be put on the credit card you gave during check in. Any discrepancies, however, should be reported to the Front Office. Those paying with cash or traveler's checks will also need to visit the Front Office. To avoid long lines at the end of the cruise or any surprises, we recommend checking your account earlier in the cruise to keep tabs on your spending.

While experienced cruisers may remember the days of cash tips distributed in envelopes at the end of a cruise, cruise lines have now gone cashless. As noted above, tips are automatically added to each passenger's account. You may raise or lower these amounts as desired by contacting the Front Office.

3 LUGGAGE

You will be given color-coded tags and assigned to specific groups related to your disembarkation time—

which itself is assigned based on the information you give to the Front Office early in the week. Place these tags on your luggage. Timing varies per cruise line, but most ships will require passengers to leave their bags outside their stateroom the night before disembarkation. Crew members will pick up your bags overnight, and you will then reclaim your luggage at the cruise terminal. This means you need to leave out anything you require for that last night and the next day—clothing, toiletries, medications, etc.—making sure it fits in your carry-on. Rarely does any theft occur, but cautious passengers should not place valuables in tagged luggage, and may want to use TSA-approved locks during this process.



Before anyone can leave the ship, customs officials must first clear the ship. You will be given customs forms to complete and be required to display your passport in the cruise terminal.

4 CUSTOMS AND IMMIGRATION

Before anyone can leave the ship, customs officials must first clear the ship. You will be given customs forms to complete and be required to display your passport in the cruise terminal. You will also need to declare any souvenirs or other purchases made in other countries during your cruise.



5 AIRPORT TRANSFERS

If you have not made other arrangements, you will have the opportunity before disembarking to purchase an airport transfer on board your ship. Taxis are available at most ports, but these lines can be long.

6 AT THE AIRPORT

Please follow the same basic procedures you followed upon flying to your port city. Check in with your airline as soon as possible using your smartphone or when checking bags at the airport. Keep your ID, passport and other travel documents handy, and make sure you have placed any larger liquids or prohibited items in your checked luggage rather than your carry-on. We recommend arriving at your airport two hours before domestic flights and three hours prior to international flights.





U.S. GOVERNMENT WEBSITES OFFERING TRAVEL INFORMATION

U.S. GOVERNMENT OFFICIAL WEB PORTAL

800-FED-INFO (333-4636)

Whatever you want or need from the U.S. government, it's here on usa.gov. You'll find a rich treasure of online information, services and resources. As the U.S. government's official web portal, usa.gov makes it easy for the public to get U.S. government information and services on the web.

usa.gov

U.S. DEPARTMENT OF STATE TRAVEL

2201 C Street NW Washington, DC 20520

202-647-4000

Specific information about Documentation (Passport, Visa requirements and applications), Travel Restrictions, Embassies and Consulates, Travel Tips, Health Issues, Tips for Traveling Abroad, Tips for Travelers with Disabilities ... all things travel for U.S. Citizens.

travel.state.gov

DEPARTMENT OF TRANSPORTATION

1200 New Jersey Avenue SE Washington, DC 20590

202-366-4000

SafeTravel provides the traveling public with expertise gathered from the travel industry and the government on topics such as packing and transport. This is to help ensure you enjoy a safe and incident-free trip.

transportation.gov

DEPARTMENT OF TRANSPORTATION FEDERAL AVIATION ADMINISTRATION

800 Independence Avenue SW Washington, DC 20591

866-835-5322

faa.gov/passengers has a huge amount of information relevant to those who fly, including two sections entitled *Frequently Asked Questions from Passengers* and *Frequently Asked Questions about Security Procedures*. You can find information under the headings of Travelers, Preparing to Fly, Flying Safe, Flying with Children and a section that instructs you on how to Report Travel Problems, Concerns & Complaints.

faa.gov

DEPARTMENT OF HOMELAND SECURITY/TRANSPORTATION SECURITY ADMINISTRATION

TSA HQ, TSA 2

ATTN: 49 CFR 1503.3 REPORTS

601 South 12th Street

Arlington, VA 22202-4220

866-289-9673

Log on to tsa.gov/travelers to check out specific information regarding 3-1-1 for Carry-ons, Prohibited Items, Traveling with Food and Travelers with Disabilities and Medical Conditions.

dhs.gov and tsa.gov



SELECT AIRLINE INFORMATION

U.S. CONTACT INFORMATION			
AIRLINE CODE	AIRLINE	PHONE NUMBER	WEBSITE
AF	AIR FRANCE	800-237-2747	AIRFRANCE.COM
AS	ALASKA AIRLINES	800-252-7522	ALASKAAIR.COM
AZ	ALITALIA	800-223-5730	ALITALIA.COM
AA	AMERICAN AIRLINES	800-433-7300	AA.COM
OS	AUSTRIAN AIRLINES	800-843-0002	AUSTRIAN.COM
BA	BRITISH AIRWAYS	800-247-9297	BRITISHAIRWAYS.COM
DL	DELTA AIRLINES	800-455-2720	DELTA.COM
LY	EL AL ISRAEL AIRLINES	800-223-6700	ELAL.COM
F9	FRONTIER AIRLINES	800-432-1359	FLYFRONTIER.COM
HA	HAWAIIAN AIRLINES	800-367-5320	HAWAIIANAIRLINES.COM
IB	IBERIA AIRLINES	800-772-4642	IBERIA.COM
B6	JET BLUE AIRWAYS	800-538-2583	JETBLUE.COM
LH	LUFTHANSA	800-645-3880	LUFTHANSA.COM
WN	SOUTHWEST AIRLINES/AIRTRAN	800-435-9792	SOUTHWEST.COM
SR	SWISS AIR	877-359-7947	SWISS.COM
TK	TURKISH AIRLINES	800-874-8875	TURKISHAIRLINES.COM
UA	UNITED AIRLINES	800-864-8331	UNITED.COM
VS	VIRGIN ATLANTIC AIRWAYS	800-862-8621	VIRGINATLANTIC.COM



FIVE WAYS TO TRAVEL FURTHER WITH US



WELCOME TO THE INSPIRATION ELITE TRAVELER PROGRAM

Since our stellar travel events are too good to remain “once-in-a-lifetime experiences,” we invite you to become a repeat passenger. From your first day of travel with us, you are automatically enrolled in our generous rewards program. We appreciate loyalty and are happy to have you become part of the Inspiration family. Keep traveling, and book your next exceptional travel experience at inspirationcruises.com!

Find out about your membership
inspirationcruises.com/elite



2 *Get official travel gear*
[visit store.inspirationcruises.com](http://store.inspirationcruises.com)





4 CATCH UP ON THE CHRISTIAN TRAVEL BLOG

Discover expert travel tips, gorgeous photos and personal stories from our top ministry leaders and travel partners when you sign up for our free e-newsletter, *SOJOURNER: The Christian Travel Journal*. You'll find even more articles on the blog. We've included a few posts below to get you started. These handy online resources will get you excited about your upcoming travel experience.



6 WAYS TO ENJOY YOUR VACATION BEFORE YOU TAKE IT



SIX PACKING TIPS FROM VETERAN CRUISERS



MONEY SAVING IDEAS FOR DELICIOUS FOOD ON-THE-GO

Sign up to receive SOJOURNER
inspirationcruises.com/subscribe



3 CONNECT WITH OUR TRAVEL FOUNDATION

Would you like a way to give back to Christians in the places you've traveled to with Inspiration and been impacted by? Over the years, we've built relationships with and supported Christ-centered organizations around the world. We created the Inspiration Travel Foundation to empower passengers to join us in meeting the real-world needs of our Christian brothers and sisters.

See how you can serve
travelthatgives.org

5 SHARE YOUR OWN TESTIMONY

Get inspired by stories and highlights from Christian travelers who have journeyed exactly where you're about to go. Not only will you be blessed by the amazing ways God has changed the lives of our passengers, after you complete your journey, you'll have your own testimony to share! So, be sure to stop back and tell your story after you return.

Hear what past travelers are saying
inspirationcruises.com/testimonies



“ Best vacation ever! This was cruise #7 for Roger and me, but the first coordinated by Inspiration. Now that we know what we've been missing, it will be hard to consider any cruise opportunities without a spiritual emphasis. ” —RACHEL M.





LIKE WHAT YOU SEE?
Click here to order your
full-sized, printed guide
from blurb.com!



INSPIRATION™

CRUISES & TOURS

INSPIRATIONCRUISES.COM